

**CITY OF ROANOKE RAPIDS, NORTH CAROLINA**

**FINANCIAL STATEMENTS AND  
INDEPENDENT AUDITOR'S REPORT**

**FOR THE YEAR ENDED JUNE 30, 2020**

**GREGORY T. REDMAN, CPA**  
TARBORO, NORTH CAROLINA

# Financial Statements

City of Roanoke Rapids, North Carolina

## Board of Commissioners

Emery G. Doughtie, Mayor  
Carl Ferebee, Mayor Pro Tem  
Ernest Bobbitt  
Sandra Bryant  
Suetta Scarbrough  
Wayne Smith

## Administrative and Financial Staff


Joseph Scherer, City Manager  
Leigh Etheridge, Finance Director

**City of Roanoke Rapids, North Carolina**  
**Table of Contents**  
**June 30, 2020**

	<u>Page</u>
<b>Financial Section</b>	
Independent Auditor’s Report	1
Management’s Discussion and Analysis	4
<b>Basic Financial Statements</b>	
Government-wide Financial Statements:	
Exhibit 1    Statement of Net Position	12
Exhibit 2    Statement of Activities	13
Fund Financial Statements:	
Exhibit 3    Balance Sheet - Governmental Funds	14
Exhibit 3    Reconciliation of the Governmental Funds Balance Sheet to the Statement of Net Position	15
Exhibit 4    Statement of Revenues, Expenditures, and Changes in Fund Balances - Governmental Funds	16
Exhibit 4    Reconciliation of the Statement of Revenues, Expenditures, and Changes in Fund Balance of Governmental Funds to the Statement of Activities	17
Exhibit 5    Statement of Revenues, Expenditures, and Changes in Fund Balances – Budget and Actual – General Fund	18
Notes to the Financial Statements	19
<b>Required Supplemental Financial Data</b>	
Schedule of the Proportionate Share of the Net Pension Liability – Local Government Employees’ Retirement Systems	49
Schedule of Contributions – Local Government Employees’ Retirement System	50
Schedule of Changes in Total Pension Liability – Law Enforcement Officers’ Special Separation Allowance	51
Schedule of Total Pension Liability as a Percentage of Covered Payroll	52
Schedule of Changes in Total OPEB Liability	53

	<u>Page</u>
<b>Individual Fund Statements and Schedules</b>	
Schedule of Revenues, Expenditures, and Changes in Fund Balances – Budget and Actual – General Fund	54
Combining Balance Sheet – Non-Major Governmental Funds	62
Combining Statement of Revenues, Expenditures, and Changes in Fund Balance - Non-Major Governmental Funds	64
Schedules of Revenues, Expenditures, and Changes in Fund Balance – Budget and Actual:	
Special Revenue Funds:	
Local Law Enforcement Grant Fund	66
Hodgestown Project	67
Capital Project Funds:	
Clean Water Management Trust Grant Fund	68
Fire Station #2 Project	69
USDA Rural Development Garage Door Project	70
Downtown Revitalization	71
<b>Other Schedules:</b>	
Schedule of Ad Valorem Taxes Receivable	72
Analysis of Current Tax Levy – City-wide Levy	73
<b>Compliance Section</b>	
Report on Internal Control over Financial Reporting and on Compliance and other Matters Based on an Audit of Financial Statements Performed in Accordance with <i>Government Auditing Standards</i>	74
Report on Compliance with Requirements Applicable to Each Major State Program and Internal Control over Compliance in Accordance with the Uniform Guidance and the State Single Audit Implementation Act	76
Schedule of Findings and Questioned Costs	78
Corrective Action Plan	80
Summary Schedule of Prior Year Audit Findings	81
Schedule of Expenditures of Federal and State Awards	82

## **Financial Section**



Member  
North Carolina Association of  
Certified Public Accountants

Member  
American Institute of  
Certified Public Accountants

## Independent Auditor's Report

To the Honorable Mayor  
and Members of the City Council  
Roanoke Rapids, North Carolina

### Report on the Financial Statements

I have audited the accompanying financial statements of the governmental activities, each major fund, and the aggregate remaining fund information of the City of Roanoke Rapids, North Carolina, as of and for the year ended June 30, 2020, and the related notes to the financial statements, which collectively comprise the Authority's basic financial statements as listed in the table of contents.

### Management's Responsibility for the Financial Statements

Management is responsible for the preparation and fair presentation of these financial statements in accordance with accounting principles generally accepted in the United States of America; this includes the design, implementation, and maintenance of internal control relevant to the preparation and fair presentation of financial statements that are free from material misstatement, whether due to fraud or error.

### Auditor's Responsibility

My responsibility is to express opinions on these financial statements based on my audit. I conducted my audit in accordance with auditing standards generally accepted in the United States of America and the standards applicable to financial audits contained in *Government Auditing Standards*, issued by the Comptroller General of the United States. Those standards require that I plan and perform the audit to obtain reasonable assurance about whether the financial statements are free of material misstatement.

An audit involves performing procedures to obtain audit evidence about the amounts and disclosures in the financial statements. The procedures selected depend on the auditor's judgment, including the assessment of the risks of material misstatement of the financial statements, whether due to fraud or error. In making those risk assessments, the auditor considers internal control relevant to the entity's preparation and fair presentation of the financial statements in order design audit procedures that are appropriate in the circumstances, but not for the purpose of expressing an opinion on the effectiveness of the entity's internal control. Accordingly, I express no such opinion. An audit also includes evaluating the appropriateness of accounting policies used and the reasonableness of significant accounting estimates made by management, as well as evaluating the overall financial statement presentation of the financial statements.

I believe that the audit evidence I have obtained is sufficient and appropriate to provide a basis for my audit opinions

### Opinions

In my opinion, based on my audit, the financial statements referred to above present fairly, in all material respects, the respective financial position of the governmental activities, each major fund, and the aggregate remaining fund information of the City of Roanoke Rapids, North Carolina as of June 30, 2020, and the respective changes in financial position, thereof and the respective budgetary comparison for the General Fund for the year then ended in accordance with accounting principles generally accepted in the United States of America.

### Other Matters

#### Required Supplementary Information

Accounting principles generally accepted in the United States of America require that the Management's Discussion and Analysis, Other Postemployment Benefits' Schedules of Changes in Total OPEB Liability and Related Ratios, Local Government Employees' Retirement System's Schedules of the Proportionate Share of the Net Pension Liability and Contributions, the Law Enforcement Officers' Special Separation Allowance Schedules of the Changes in Total Pension Liability, and Total Pension Liability as a Percentage of Covered Payroll be presented to supplement the basic financial statements. Such information, although not a required part of the basic financial statements, is required by the Government Accounting Standards Board who considers it to be an essential part of financial reporting for placing the basic financial statements in appropriate operational, economic, or historical context. I have applied certain limited procedures to the required supplementary information in accordance with auditing standards generally accepted in the United States of America, which consisted of inquiries of management about the methods of preparing the information and comparing the information for consistency with management's responses to my inquiries, the basic financial statements, and other knowledge I obtained during my audit of the basic financial statements. I do not express an opinion or provide any assurance on the information because the limited procedures do not provide us with sufficient evidence to express an opinion or provide any assurance.

#### Supplementary and Other Information

My audit was conducted for the purpose of forming opinions on the financial statements that collectively comprise the basic financial statements of the City of Roanoke Rapids, North Carolina. The combining and individual fund statements, budgetary schedules, other schedules, and Schedule of Federal and State Awards, as required by *Title 2 U.S. Code of Federal Regulations (CFR) Part 200*, Uniform Administrative Requirements, Cost Principles, and Audit Requirements for Federal Awards and the State Single Audit Implementation Act, are the responsibility of management and were derived from and relates directly to the underlying accounting and other records used to prepare the basic financial statements.

The combining and individual fund statements, budgetary schedules, other schedules, and the Schedule of Expenditures of Federal and State Awards are the responsibility of management and were derived from and relates directly to the underlying accounting and other records used to prepare the basic financial statements. Such information has been subjected to the auditing procedures applied in the audit of the basic financial statements and certain additional procedures, including comparing and reconciling such information directly to the underlying accounting and other records used to prepare the basic financial statements or to the basic financial statements themselves, and other additional procedures in accordance with auditing standards generally accepted in the United States of America by me. In my opinion, based on my audit, the procedures performed as described above, the combining and individual fund statements, budgetary schedules, Schedule of Expenditures of Federal and State Awards, and other schedules are fairly stated, in all material respects, in relation to the basic financial statements as a whole.

Other Reporting Required by *Government Auditing Standards*

In accordance with *Government Auditing Standards*, I have also issued my report dated December 1, 2020 on my consideration of City of Roanoke Rapids, North Carolina's internal control over financial reporting and on my tests of its compliance with certain provisions of laws, regulations, contracts, and grants agreements, and other matters. The purpose of the report is to describe the scope of my testing of internal control over financial reporting and compliance and the results of that testing, and not to provide an opinion on internal control over financial reporting or on compliance. That report is an integral part of an audit performed in accordance with *Government Auditing Standards* in considering City of Roanoke Rapids, North Carolina's internal control over financial reporting and compliance.

A handwritten signature in black ink that reads "Gregory T. Redman, CPA". The signature is written in a cursive style.

Gregory T. Redman, CPA  
Tarboro, North Carolina  
December 1, 2020



## **Management's Discussion and Analysis**

**City of Roanoke Rapids, North Carolina  
Management’s Discussion and Analysis  
For the Year Ended June 30, 2020**

As management of the City of Roanoke Rapids, we offer readers of the City of Roanoke Rapids’ financial statements this narrative overview and analysis of the financial activities of the City of Roanoke Rapids for the fiscal year ended June 30, 2020. We encourage readers to read the information presented here in conjunction with additional information that we have furnished in the City’s financial statements, which follow this narrative.

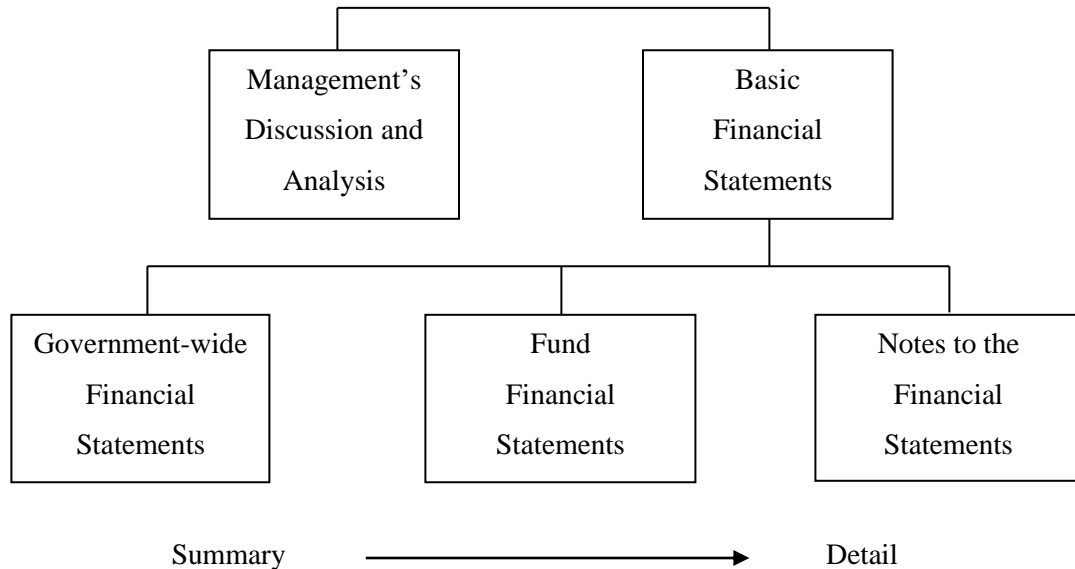
**Financial Highlights**

- The liabilities and deferred inflows of the City of Roanoke Rapids exceeded its assets and deferred outflows at the close of the fiscal year by (\$285,797).
- As of close of the current fiscal year, the City of Roanoke Rapids’ governmental funds reported combined ending fund balances of \$4,186,331 with a net decrease of (\$101,380) in fund balance. Approximately 61 percent of this total amount, or \$2,547,082, is available for spending at the government’s discretion.
- At the end of the current fiscal year, unreserved fund balance for the General Fund was \$2,523,309 or 16 percent of total general fund expenditures for the 2020 fiscal year.

**Overview of the Financial Statements**

This discussion and analysis are intended to serve as an introduction to the City of Roanoke Rapids’ basic financial statements. The City’s basic financial statements consist of three components: 1) government-wide financial statements, 2) fund financial statements, 3) notes to the financial statements. The basic financial statements present two different views of the City through the use of government-wide statements and fund financial statements. In addition to the basic financial statements, this report contains other supplemental information that will enhance the reader’s understanding of the financial condition of the City of Roanoke Rapids.

**Required Components of Annual Financial Report**



**City of Roanoke Rapids, North Carolina**  
**Management's Discussion and Analysis**  
**For the Year Ended June 30, 2020**

**Basic Financial Statements**

The first two statements in the basic financial statements are the **Government-wide Financial Statements**. They provide both short and long-term information about the City's financial status.

The next statements are **Fund Financial Statements**. These statements focus on the activities of the individual parts of the City's government. These statements provide more detail than the government-wide statements. There are three parts to the Fund Financial Statements: 1) the governmental funds statement; 2) the budgetary comparison statements; and 3) the proprietary fund statements.

The next section of the basic financial statements is the **Notes to the Basic Financial Statements**. The notes to the financial statements explain in detail some of the data contained in those statements. After the notes, **Supplemental Information** is provided to show details about the City's individual funds. Budgetary information required by the General Statutes also can be found in this part of the statements.

**Government-wide Financial Statements**

The government-wide financial statements are designed to provide the reader with a broad overview of the City's finances, similar in format to a financial statement of a private-sector business. The government-wide statements provide short- and long-term information about the City's financial status as a whole.

The two government-wide statements report the City's net position and how they have changed. Net position is the difference between the City's total assets and total liabilities. Measuring net position is one way to gage the City's financial condition.

The government-wide statements report governmental activities. The governmental activities include most of the City's basic services such as public safety, parks and recreation, and general administration. Property taxes and state and federal grant funds finance most of these activities.

**Fund Financial Statements**

The fund financial statements provide a more detailed look at the City's most significant activities. A fund is a grouping of related accounts that is used to maintain control over resources that have been segregated for specific activities or objectives. The City of Roanoke Rapids, like all other governmental entities in North Carolina, uses fund accounting to ensure and reflect compliance (or non-compliance) with finance-related legal requirements, such as the General Requirements of the City's budget ordinance. All of the funds of the City of Roanoke Rapids are governmental funds.

**Governmental Funds** – Governmental funds are used to account for those functions reported as governmental activities in the government-wide financial statements. Most of the City's basic services are accounted for in governmental funds. The funds focus on how assets can readily be converted into cash flow in and out, and what monies are left at year-end that will be available for spending in the next year. Governmental funds are reported using an accounting method called *modified accrual accounting*, which provides a short-term spending focus. As a result, the governmental fund financial statements give the reader a detailed short-term view that helps him or her determine if there are more or less financial resources available to finance the City's programs. The relationship between governmental activities (reported in the Statement of Net Position and the Statement of Activities) and governmental funds is described in a reconciliation that is part of the funds financial statements.

**City of Roanoke Rapids, North Carolina  
Management's Discussion and Analysis  
For the Year Ended June 30, 2020**

The City of Roanoke Rapids adopts an annual budget for its General Fund, as required by the General Statutes. The budget is a legally adopted document that incorporates input from the citizens of the City, the management of the City, and the decisions of the Board about services to provide and how to pay for them. It also authorizes the City to obtain funds from identified sources to finance these current period activities. The budgetary statement provided for the General Fund demonstrates how well the City complied with the budget ordinance and whether or not the City succeeded in providing the services as planned when the budget was adopted. The budgetary comparison statement uses the budgetary basis of accounting and is presented using the same format, language, and classifications as the legal budget document. The statement shows four columns: 1) the original budget as adopted by the board; 2) the final budget as amended by the board; 3) the actual resources, charges to appropriations, and ending balances in the General Fund; and 4) the difference or variance between the budgetary basis of accounting and the actual resources and charges. To account for the difference between the budgetary basis of accounting and the modified accrual basis, a reconciliation showing the differences in the reported activities is shown at the end of the budgetary statement.

**Notes to the Financial Statements** – The notes provide additional information that is essential for a full understanding of the data provided in the government-wide and fund financial statements.

**Other Information** – In addition to the basic financial statements and accompanying notes, this report includes certain required supplementary information concerning the City of Roanoke Rapids' progress in funding its obligation to provide pension benefits to its employees.

**City of Roanoke Rapids' Net Position**

	Governmental Activities	
	2020	2019
Assets:		
Current assets	\$ 5,035,244	\$ 5,033,561
Capital assets	20,716,929	21,067,281
Restricted assets	227,173	230,235
Deferred outflows of resources	1,863,907	2,009,933
Total Assets and Deferred Outflows	\$ 27,843,253	\$ 28,341,010
Liabilities:		
Long-term liabilities outstanding	\$ 25,300,273	\$ 25,870,010
Other liabilities	1,986,834	2,847,760
Total Liabilities	\$ 27,287,107	\$ 28,717,770
 Deferred Inflows of Resources	 \$ 841,943	 \$ 565,836
 Net Position:		
Net investment in capital assets	\$ 5,788,723	\$ 4,454,148
Restricted net position	1,387,574	1,186,889
Unrestricted net position	(7,462,094)	(6,583,333)
Total Net Position	\$ (285,797)	\$ (942,296)

**City of Roanoke Rapids, North Carolina  
Management's Discussion and Analysis  
For the Year Ended June 30, 2020**

As noted earlier, net position may serve over time as one useful indicator of a government's financial condition. The liabilities and deferred inflows of the City of Roanoke Rapids exceeded assets and deferred outflows by (\$285,797) as of June 30, 2020. The City of Roanoke Rapids uses the capital assets to provide services to citizens; consequently, these assets are not available for future spending. Although the City of Roanoke Rapids' investment in its capital assets is reported net of the outstanding related debt, the resources needed to repay that debt must be provided by other sources, since the capital assets cannot be used to liquidate these liabilities.

Several particular aspects of the City's financial operations positively influenced the total unrestricted governmental net position:

- Continued diligence in the collection of property taxes by maintaining a tax collection percentage of 98.57%. The statewide average in fiscal year 2020 was 98.78%.

**City of Roanoke Rapids Changes in Net Position**

	Governmental Activities	
	2020	2019
Revenues:		
Program revenues:		
Charges for services	\$ 1,778,308	\$ 1,762,981
Operating grants and contributions	922,270	892,700
Capital grants and contributions	-	-
General revenues:		
Property taxes	7,892,633	7,784,035
Other taxes	943,027	906,249
Grants and contributions not restricted to specific programs	3,986,579	4,045,618
Investment earnings	29,008	64,061
Miscellaneous	59,081	55,887
Total Revenues	<u>\$ 15,610,906</u>	<u>\$ 15,511,531</u>
Expenses:		
General government	\$ 2,635,131	\$ 2,648,757
Public safety	5,438,852	5,274,319
Transportation	1,844,882	1,844,339
Economic and physical development	802,589	687,913
Environmental Protection	1,805,338	1,836,317
Cultural and recreation	2,103,923	2,263,688
Miscellaneous grants	-	-
Interest on long-term debt	323,692	420,726
Total Expenses	<u>\$ 14,954,407</u>	<u>\$ 14,976,059</u>
Increase (decrease) in net position	\$ 656,499	\$ 535,472
Net position, July 1	<u>\$ (942,296)</u>	<u>\$ (1,477,768)</u>
Net position, June 30	<u><u>\$ (285,797)</u></u>	<u><u>\$ (942,296)</u></u>

**City of Roanoke Rapids, North Carolina  
Management's Discussion and Analysis  
For the Year Ended June 30, 2020**

**Governmental Activities** – Governmental activities increased the City's net position by \$656,499. The increase in net position was the result of increased revenue generation as well as continued effort to control costs and management expenditures. City management continued to reduce non-essential programs to a minimum and implemented cost saving strategies across City departments. Increased efforts to maximize tax collections also contributed to the favorable net position. Though many of the City's residents were hit hard by the recession, tax revenue remained steady. City management acknowledges that 2020 was a successful year and plans on improving upon these approaches as a long-term strategy to realize continued fiscal health.

**Financial Analysis of the City's Funds**

As noted earlier, the City of Roanoke Rapids uses fund accounting to ensure and demonstrate compliance with finance-related legal requirements.

**Governmental Funds:** The focus of the City of Roanoke Rapids' governmental funds is to provide information on near-term inflows, outflows, and balances of usable resources. Such information is useful in assessing the City of Roanoke Rapids' financing requirements. Specifically, unreserved fund balance can be a useful measure of a government's net resources available for spending at the end of the fiscal year.

The general fund is the chief operating fund of the City of Roanoke Rapids. At the end of the current fiscal year, unreserved fund balance of the General Fund was \$2,858,742, while total fund balance reached \$4,159,112. As a measure of the general fund's liquidity, it may be useful to compare both unreserved fund balance and total fund balance to total fund expenditures. Unreserved fund balance represents 16 percent of total General Fund expenditures, while total fund balance represents 26 percent of that same amount.

At June 30, 2020, the governmental funds of City of Roanoke Rapids reported a combined fund balance of \$4,186,331 with a net decrease in fund balance of (\$101,380).

**General Fund Budgetary Highlights:** During the fiscal year, the City revised the budget on several occasions. Generally, budget amendments fall into one of three categories: 1) amendments made to adjust the estimates that are used to prepare the original budget ordinance once exact information is available; 2) amendments made to recognize new funding amounts from external sources, such as Federal and State grants; and 3) increases in appropriations that became necessary to maintain/increase services.

The growth rate of many of the City's General Fund revenues is directly tied to the state and local economics as well as population growth within the City. In order to maximize the use of available revenues the Fiscal Year 2019/2020 Budget was prepared as a continuation budget, providing only for the continuation of City operations at their current level.

**Capital Asset and Debt Administration**

**Capital Assets:** The City of Roanoke Rapids' investments in capital assets for its governmental activities as of June 30, 2020 total \$20,716,929 (net of accumulated depreciation). These assets include buildings, roads and bridges, land, machinery and equipment, park facilities, and vehicles.

**City of Roanoke Rapids, North Carolina  
Management's Discussion and Analysis  
For the Year Ended June 30, 2020**

**City of Roanoke Rapids' Capital Assets**

	Governmental Activities	
	2020	2019
Land and construction in progress	\$ 3,012,713	\$ 3,012,713
Buildings and systems	13,512,615	15,233,059
Machinery and equipment	4,191,601	2,821,509
Total	<u>\$ 20,716,929</u>	<u>\$ 21,067,281</u>

Additional information on the City's capital assets can be found in Note 2 of the Basic Financial Statements.

**Long-term Debt.** The Tax Increment Financing debt of \$16,500,000 is backed by a letter of credit from Bank of America. The following revenues are to be used to make the debt service payments and are listed in order of priority: 1) Lease revenues; 2) Incremental Property Taxes from the 123 acres; and 3) General Sales Tax Revenues that come to the City. On May 10, 2017 the City entered into an agreement to refinance this debt into two separate Special Revenue Bonds.

**General Obligation and Revenue Bonds**

	Governmental Activities	
	2020	2019
Special revenue bonds	\$ 12,842,386	\$ 14,155,584
Installment notes payable	2,085,820	2,457,549
Total	<u>\$ 14,928,206</u>	<u>\$ 16,613,133</u>

North Carolina general statutes limit the amount of general obligation debt that a unit of government can issue to 8 percent of the total assessed value of taxable property located within the government's boundaries. The legal debt margin for the City of Roanoke Rapids is \$82,372,869.

Additional information regarding the City of Roanoke Rapids' long-term debt can be found in Note 2 of this report.

**Economic Overview**

Data is from applications submitted to the Planning & Development Department.

**New Buildings & New Construction- Total Construction Value \$2,465,996.00**

- 1711 Julian R Allsbrook Hwy- **Hardees Restaurant**- \$80,000.00
- 524 Hwy 125- **Roseburg Forestry Services**- \$871,000.00
- 104 Hinson Street- **Doughtie's Mini Storages**- \$108,000.00
- 1328 Julian R Allsbrook Hwy- **Mach 1 Car Wash (Mod 1 Car Wash)**- \$1,406,996.00

**City of Roanoke Rapids, North Carolina  
Management's Discussion and Analysis  
For the Year Ended June 30, 2020**

**Major Renovations, Building Additions- Total Construction Value \$3,209,089.52**

**Crystal Rapids Car Wash-** 1329 E 10<sup>th</sup> Street – Car Wash Renovation- \$118,000.00  
**Big Lots-** 1110 Julian R Allsbrook Hwy- Retail Store Remodel - \$175,000.00  
**Jersey Mike's –** 264 Premier Blvd- Interior Upfit- \$50,000.00  
**Great Clips Salon-** 266 Premier Blvd- Interior Upfit- \$11,650.00  
**Halifax County ABC Store-** 1520 Julian R Allsbrook Hwy- \$195,495.82  
**H & R Block-** 321 Premier Blvd- Interior Renovation- \$68,260.70  
**Charter Communications-** 1034 Hwy 48-Interior Upfit- \$240,000.00  
**Wendy's Restaurant-** 1499 Julian R Allsbrook Hwy- Remodel - \$155,288.00  
**Roanoke Rapids Sanitary District-** 1000 Jackson Street- Renovation- \$892,263.00  
**Dunkin Donuts-** 1640 Julian R Allsbrook Hwy- Tenant Upfit- \$600,000.00  
**New Dixie Oil-** 1915 Julian R Allsbrook Hwy- Reroof- \$20,000.00  
**McDonalds-** 101 Roanoke Avenue- Renovation/ADA compliance- \$208,432.00  
**Roanoke Avenue Apartments-** 632 Roanoke Avenue- Upfit- \$400,000.00  
**West Rock-** 100 Gaston Rd- Accessory Building- \$74,700.00

**Business Use Permits**

The City's Planning & Development Department received **24** Business Use Permit Applications during the fiscal year. A permit is required for new or relocation of businesses occupancy throughout the City's Planning & Zoning jurisdiction. Many business's range from restaurants, sweepstakes, professional offices, clerical operations, service, manufacturing, fitness and retail stores. Applications included:

**Sales & Rental of Goods, Merchandise & Equipment: Miscellaneous: 2.111**

**Rivertown Consignment-**933 Roanoke Avenue- **Consignment shop**  
**The Fog Shop-** 601 Julian R Allsbrook Hwy- **Vapor Store**  
**Joyce's Boutique-** 1023 Roanoke Avenue- **Boutique**  
**Marcus's Appliances & More-** 1016 Roanoke Avenue- **Appliance Sales**  
**AceTech IT Solutions-** 20 E 10<sup>th</sup> Street- **Electronics Repair**  
**Ashely Stylez 252-**1012 B Roanoke Avenue- **Hair Salon**  
**Loc Nest Hair Salon-** 302 Becker Drive- **Hair Salon**  
**Bella's Body Spa-** 926 Roanoke Avenue- **Hair Salon**  
**Carla's Cuts-** 108 Julian R Allsbrook Hwy- **Hair Salon**  
**Levels-** 304 Becker Drive- **Hair Salon**  
**Salt & Light Salon-** 197 Old Farm Rd- **Hair Salon**

**Offices Research & Services Not Primarily Related to:**

**Goods or Merchandise: 3.110**

**Rooney Ridge Leasing-** 197 Old Farm Rd- **Apartment Leasing Office**  
**Spring Life Behavioral-** 200 Becker Drive- **Mental Health Office**  
**Holt Assessment-** 622 Roanoke Ave Unit C- **Mental Health/Rehabilitation Office**  
**The Daily Herald-** 1025 Roanoke Ave- **Newspaper Office**  
**WCBT Radio-** 1800 Birdsong Street- **Radio Station Office**  
**Shinah Best-** 1443-1445 Georgia Ave- **Substance Abuse Office**



**City of Roanoke Rapids, North Carolina  
Management’s Discussion and Analysis  
For the Year Ended June 30, 2020**

**Restaurants: 8.110**

**Haggerty’s** – 414 Becker Drive- **Steakhouse Restaurant**  
**The Mill Coffee & Eatery**- 1020 Roanoke Avenue- **Coffee Shop**  
**Tacos Veracruz Mex LLC**- 1107 E 10<sup>th</sup> Street – **Mexican Restaurant**  
**O’Aetos**- 1011 Roanoke Avenue- **Greek Restaurant**

**Automotive 9.300**

**Rusty and Sons, LLC** – 603 Julian R Allsbrook Hwy- **Alignment Shop**  
**Mack’s Auto Repair**- 1094 E 10<sup>th</sup> Street- **Automotive Repair**  
**L & M Auto & Towing**- 1208 Hwy 48- **Auto Repair & Towing**

**Budget Highlights for the Fiscal Year Ending June 30, 2020**

The City of Roanoke Rapids’ Budget contains several revenue sources that are dependent on the general economy. Among these are sales tax, property tax, interest income and user and permit fees. The budget provides high level of funding for police and fire protection, and addressing public health, safety and appearance issues through solid waste and refuse collection, funding for a more aggressive enforcement of the City’s minimum housing code, vehicle and nuisance ordinances. The property tax rate is 65.1 cents per 100 valuations. Overall tax base revenue represents 49.6% of the total general fund revenue budget for fiscal year 2020/2021. Employee compensation, including benefits accounts for the majority of the budgeted expenditures.

**Requests for Information**

This report is designed to provide an overview of the City’s finances for those with an interest in this area. Questions concerning any of the information found in this report or requests for additional information should be directed to:

Director of Finance  
City of Roanoke Rapids  
Post Office Box 38  
Roanoke Rapids, North Carolina 27870

---

## **Basic Financial Statements**

**City of Roanoke Rapids, North Carolina**  
**Statement of Net Position**  
**June 30, 2020**

**Exhibit 1**

**Governmental  
Activities**

<b>Assets</b>	
Current Assets:	
Cash and cash equivalents	\$ 3,157,791
Taxes receivable (net)	310,124
Accounts receivable (net)	1,387,574
Accrued interest receivable	105,817
Inventories	73,938
Prepaid expense	-
Total Current Assets	\$ 5,035,244
Restricted Assets:	
Restricted cash	\$ 227,173
Capital Assets:	
Land, improvements, and construction in progress	\$ 3,012,713
Other capital assets, net of depreciation	17,704,216
Total Capital Assets	\$ 20,716,929
Total Assets	\$ 25,979,346
Deferred outflows of resources:	
Pension and OPEB deferrals	\$ 1,863,907
<b>Liabilities</b>	
Current Liabilities:	
Accounts payable and accrued expenses	\$ 639,841
Current portion of long-term liabilities	1,346,993
Total Current Liabilities	\$ 1,986,834
Long-term Liabilities:	
Due in more than one year	\$ 25,300,273
Total Long-term Liabilities	\$ 25,300,273
Total Liabilities	\$ 27,287,107
Deferred Inflows of Resources	
OPEB deferrals	\$ 611,832
Prepaid taxes	20,304
Pension deferrals	209,807
Total Deferred Inflows of Resources	\$ 841,943
<b>Net Position</b>	
Net investment in capital assets	\$ 5,788,723
Restricted for:	
Stabilization by State Statute	1,387,574
Unrestricted	(7,462,094)
Total Net Position	\$ (285,797)

The notes of the financial statements are an integral part of this statement.

**City of Roanoke Rapids, North Carolina**  
**Statement of Activities**  
**For the Year Ended June 30, 2020**

**Exhibit 2**

Functions/Programs	Expenses	Program Revenues			Net (Expense) Revenue and Changes in Net Position
		Charges for Services	Operating Grants and Contributions	Capital Grants and Contributions	Primary Governmental Activities
<b>Primary Government:</b>					
Governmental Activities:					
General Government	\$ 2,635,131	\$ 29,936	\$ -	\$ -	\$ (2,605,195)
Public Safety	5,438,852	-	14,726	-	(5,424,126)
Transportation	1,844,882	-	431,082	-	(1,413,800)
Economic and Physical Development	802,589	97,537	-	-	(705,052)
Environmental Protection	1,805,338	1,409,577	11,153	-	(384,608)
Cultural and Recreational	2,103,923	241,258	465,309	-	(1,397,356)
Miscellaneous Grants	-	-	-	-	-
Interest on long-term debt	323,692	-	-	-	(323,692)
<b>Total Governmental Activities</b>	<b>\$14,954,407</b>	<b>\$ 1,778,308</b>	<b>\$ 922,270</b>	<b>\$ -</b>	<b>\$ (12,253,829)</b>
General Revenues:					
Taxes:					
Property taxes, levied for general purpose					\$ 7,892,633
Other taxes and licenses					943,027
Grants and contributions not restricted to specific purpose					3,986,579
Investment earnings, unrestricted					29,008
Miscellaneous, unrestricted					59,081
Total General Revenues					<b>\$ 12,910,328</b>
Change in Net Position					<b>\$ 656,499</b>
Net Position, beginning					(942,296)
Restatement					-
Net Position, ending					<b>\$ (285,797)</b>

The notes of the financial statements are an integral part of this statement.

**City of Roanoke Rapids, North Carolina**  
**Governmental Funds**  
**Balance Sheet**  
**June 30, 2020**

**Exhibit 3**

	<u>Major Funds</u>		<u>Exhibit 3</u>
	<u>General Fund</u>	<u>Governmental Non-Major Funds</u>	<u>Total Governmental Funds</u>
<b>Assets</b>			
Current Assets:			
Cash and cash equivalents	\$ 3,157,791	\$ -	\$ 3,157,791
Taxes Receivable, net	310,124	-	310,124
Due from other governmental agencies	1,325,151	-	1,325,151
Due from other funds	-	3,446	3,446
Accounts Receivable, net	62,423	-	62,423
Inventories	73,938	-	73,938
Prepaid expenses	-	-	-
Total Current Assets	<u>\$ 4,929,427</u>	<u>\$ 3,446</u>	<u>\$ 4,932,873</u>
Noncurrent Assets:			
Restricted cash	201,900	25,273	227,173
Total Assets	<u>\$ 5,131,327</u>	<u>\$ 28,719</u>	<u>\$ 5,160,046</u>
<b>Liabilities</b>			
Accounts payable and accrued liabilities	\$ 638,341	\$ 1,500	\$ 639,841
Due to other funds	3,446	-	3,446
Total Liabilities	<u>\$ 641,787</u>	<u>\$ 1,500</u>	<u>\$ 643,287</u>
<b>Deferred Inflows of Resources</b>			
Property taxes receivable	\$ 310,124	\$ -	\$ 310,124
Prepaid taxes	20,304	-	20,304
Total Deferred Inflows of Resources	<u>\$ 330,428</u>	<u>\$ -</u>	<u>\$ 330,428</u>
<b>Fund Balances</b>			
Non-spendable:			
Inventories and prepaid expenses	\$ 73,938	\$ -	\$ 73,938
Restricted:			
Stabilization by State Statute	1,387,574	3,446	1,391,020
Streets	-	-	-
Assigned:			
Law enforcement	114,291	-	114,291
Subsequent year's expenditures	60,000	-	60,000
Unassigned	2,523,309	23,773	2,547,082
Total Fund Balances	<u>\$ 4,159,112</u>	<u>\$ 27,219</u>	<u>\$ 4,186,331</u>
Total Liabilities, Deferred Inflows of Resources, and Fund Balances	<u>\$ 5,131,327</u>	<u>\$ 28,719</u>	<u>\$ 5,160,046</u>

(continued)

The notes of the financial statements are an integral part of this statement.

**City of Roanoke Rapids, North Carolina**  
**Reconciliation of the Governmental Funds Balance Sheet**  
**To the Statement of Net Position**  
**June 30, 2020**

(continued)

**Exhibit 3**

Reconciliation of fund balance as reported in the balance sheet governmental funds with net position of governmental activities.

Fund balance as reported in the balance sheet governmental funds	\$ 4,186,331
Amounts reported for governmental activities in the Statement of Net Position (Exhibit 1) are different because:	
Capital assets used in governmental activities are not financial resources and therefore are not reported in the funds.	20,716,929
Deferred outflows of resources related to pensions are not reported in the funds.	1,674,170
Deferred outflows of resources related to OPEB are not reported in the funds.	189,737
Other long-term assets (accrued interest receivable from taxes) are not available to pay for current period expenditures and therefore are deferred in the funds.	105,817
Liabilities for earned but deferred revenues in fund statements.	310,124
Deferred inflows of resources related to pensions are not reported in the funds.	(209,807)
Deferred inflows of resources related to OPEB are not reported in the funds.	(611,832)
Some liabilities are not due and payable in the current period and therefore are not reported in the funds.	
Long-term debt	<u>(26,647,266)</u>
Net Position of Governmental Activities	<u><u>\$ (285,797)</u></u>

The notes of the financial statements are an integral part of this statement.

**City of Roanoke Rapids, North Carolina**  
**Governmental Funds**  
**Statement of Revenues, Expenditures, and Changes in Fund Balance**  
**For the Year Ended June 30, 2020**

Exhibit 4

	<u>Major Funds</u>		
	<u>General Fund</u>	<u>Governmental Non-Major Funds</u>	<u>Total Governmental Funds</u>
<b>Revenues</b>			
Ad valorem taxes	\$ 7,911,288	\$ -	\$ 7,911,288
Other taxes and licenses	943,027	-	943,027
Unrestricted intergovernmental	3,986,579	-	3,986,579
Restricted intergovernmental	922,270	-	922,270
Permits and fees	97,537	-	97,537
Sales and services	1,680,771	-	1,680,771
Investment earnings	29,007	1	29,008
Miscellaneous	59,081	-	59,081
Insurance reimbursements	-	-	-
Total Revenues	<u>\$ 15,629,560</u>	<u>\$ 1</u>	<u>\$ 15,629,561</u>
<b>Expenditures</b>			
Current:			
General Government	\$ 2,209,323	\$ -	\$ 2,209,323
Public Safety	5,241,265	-	5,241,265
Transportation	2,077,514	-	2,077,514
Environmental Protection	1,810,221	-	1,810,221
Economic & Physical Development	793,840	5,337	799,177
Cultural and Recreational	1,584,822	-	1,584,822
Debt service	2,008,619	-	2,008,619
Miscellaneous grants	-	-	-
Total Expenditures	<u>\$ 15,725,604</u>	<u>\$ 5,337</u>	<u>\$ 15,730,941</u>
Excess (Deficiency) of Revenues Over Expenditures	\$ (96,044)	\$ (5,336)	\$ (101,380)
<b>Other Financing Sources (Uses)</b>			
Transfer-in (out)	\$ -	\$ -	\$ -
Installment financing	-	-	-
Total Other Financing Sources (Uses)	<u>\$ -</u>	<u>\$ -</u>	<u>\$ -</u>
Net Change in Fund Balance	\$ (96,044)	\$ (5,336)	\$ (101,380)
<b>Fund Balance:</b>			
Beginning of year	4,255,156	32,555	4,287,711
End of year	<u>\$ 4,159,112</u>	<u>\$ 27,219</u>	<u>\$ 4,186,331</u>

The notes of the financial statements are an integral part of this statement.

**City of Roanoke Rapids, North Carolina**  
**Reconciliation of the Statement of Revenues, Expenditures, and Changes**  
**In Fund Balance of Governmental Funds to the Statement of Activities**  
**For the Year Ended June 30, 2020**

**Exhibit 4**

Reconciliation of net change in fund balance in the Statement of Revenues, Expenditures, and Changes in Fund Balance of governmental funds to change in Net Position for governmental activities.

Net changes in fund balance - total governmental funds	\$	(101,380)
<p>Governmental funds report capital outlays as expenditures. However, in the Statement of Activities the cost of those assets is allocated over their estimated useful lives and reported as depreciation expense. This is the amount by which capital outlays exceeded depreciation in the current period.</p>		
Capital outlay expenditures which were capitalized		346,830
Depreciation expense		(697,182)
Contributions to the pension plan in the current fiscal year are not included on the Statement of Activities		581,116
Benefit payments paid and administrative expense for the LEOSSA are not included in the Statement of Activities		67,992
OPEB benefit payments and administrative expense are not included in the Statement of Activities		253,723
<p>The issuance of long-term debt provides current financial resources to governmental funds, while the repayment of the principal of long-term debt consumes the current financial resources of governmental funds. Neither transaction has any effect on net assets. Also, governmental funds report the effect of issuance costs, premiums, discounts, and similar items when debt is first issued, whereas these amounts are deferred and amortized in the statement of activities. This amount is the net effect of those differences in the treatment of long-term debt and related items.</p>		
New long-term debt issued	\$ -	
Principal payments on long-term debt	<u>1,684,927</u>	1,684,927
Revenues in the statement of activities that do not provide current financial resources are not reported as revenues in the funds.		
Change in deferred revenue for tax revenues		(18,655)
Some expenses reported in the statement of activities do not require the use of current financial resources and, therefore, are not reported as expenditures in governmental funds.		
Compensated absences	\$ (88,113)	
Pension expense	(1,268,987)	
Other postemployment benefits	<u>(103,772)</u>	(1,460,872)
Total Changes in Net Position of Governmental Activities	<u>\$</u>	<u>656,499</u>

The notes of the financial statements are an integral part of this statement.



**City of Roanoke Rapids, North Carolina**  
**Statement of Revenues, Expenditures, and**  
**Changes in Fund Balance - Budget and Actual**  
**General Fund**  
**For the Year Ended June 30, 2020**

Exhibit 5

**Variance With  
Final Budget  
Positive  
(Negative)**

	<b>Original</b>	<b>Final</b>	<b>Actual</b>	<b>Variance With Final Budget Positive (Negative)</b>
<b>Revenues:</b>				
Ad valorem taxes	\$ 7,875,157	\$ 7,875,157	\$ 7,911,288	\$ 36,131
Other taxes and licenses	988,837	988,837	943,027	(45,810)
Unrestricted intergovernmental	4,031,529	4,031,529	3,986,579	(44,950)
Restricted intergovernmental	666,748	666,748	922,270	255,522
Permits and fees	130,581	130,581	97,537	(33,044)
Sales and services	1,935,202	1,940,202	1,680,771	(259,431)
Investment earnings	50,555	50,555	29,007	(21,548)
Miscellaneous	35,530	95,530	59,081	(36,449)
Insurance reimbursements	-	-	-	-
Total Revenues	\$15,714,139	\$15,779,139	\$15,629,560	\$ (149,579)
<b>Expenditures:</b>				
General Government	\$ 2,870,823	\$ 3,070,823	\$ 2,209,323	\$ 861,500
Public Safety	5,195,450	5,497,666	5,241,265	256,401
Transportation	2,318,200	2,377,394	2,077,514	299,880
Environmental Protection	1,958,686	1,958,686	1,810,221	148,465
Economic and Physical Development	881,182	881,182	793,840	87,342
Cultural and Recreational	1,905,342	1,905,342	1,584,822	320,520
Debt service	1,487,845	1,486,814	2,008,619	(521,805)
Total Expenditures	\$16,617,528	\$17,177,907	\$15,725,604	\$ 1,452,303
Excess of Revenues Over (Under) Expenditures	\$ (903,389)	\$ (1,398,768)	\$ (96,044)	\$ 1,302,724
<b>Other Financing Sources (Uses):</b>				
Fund balance appropriated	\$ 903,389	\$ 1,398,768	\$ -	\$ (1,398,768)
Transfer from other funds	-	-	-	-
Loan proceeds	-	-	-	-
Total Other Financing Sources (Uses)	\$ 903,389	\$ 1,398,768	\$ -	\$ (1,398,768)
Revenues and Other Financing Sources Over (Under) Expenditures and Other Uses	\$ -	\$ -	\$ (96,044)	\$ (96,044)
<b>Fund Balance:</b>				
Beginning of Year			4,255,156	
End of Year			\$ 4,159,112	

The notes of the financial statements are an integral part of this statement.

**City of Roanoke Rapids, North Carolina**  
**Notes to the Financial Statements**  
**For the Year Ended June 30, 2020**

**I. Summary of Significant Accounting Policies**

The accounting policies of the City of Roanoke Rapids conform to generally accepted accounting principles as applicable to governments. The following is a summary of the more significant accounting policies:

A. Reporting Entity

The City of Roanoke Rapids is a municipal corporation, which is governed by an elected mayor and a five-member council. The City Council appoints the five-member Board of Commissioners of the Housing Authority, but the Authority designates its own management. The City provides no financial support to the Authority and is not responsible for the debts or entitled to the surpluses of the Authority. The City is accountable for the Housing Authority because it appoints the governing board; however, the City is not financially accountable for the Authority, therefore the Housing Authority is omitted from this report. The City of Roanoke Rapids is also disclosed as a related organization in the notes to the financial statements for the Roanoke Rapids Housing Authority.

B. Basis of Presentation

*Government-wide Statements.* The statement of net position and the statement of activities display information about the primary government. These statements include the financial activities of the overall government. Eliminations have been made to minimize the double counting of internal activities. Governmental activities generally are financed through taxes, intergovernmental revenues, and other non-exchange transactions.

The statement of activities presents a comparison between direct expenses and program revenues for each function of the City's governmental activities. Direct expenses are those that are specifically associated with a program or function and, therefore, are clearly identifiable to a particular function. Indirect expense allocations that have been made in the funds have been reversed for the statement of activities. Program revenues include (a) fees and charges paid by the recipients of goods or services offered by the programs and (b) grants and contributions that are restricted to meeting the operational or capital requirements of a particular program. Revenues that are not classified as program revenues, including all taxes, are presented as general revenues.

*Fund Financial Statements.* The fund financial statements provide information about the City's funds, including the fiduciary fund. Separate statements for each fund category – *governmental and fiduciary* – are presented. The emphasis of fund financial statements is on the major governmental funds displayed in a separate column. All remaining governmental funds are aggregated and reported as non-major funds.

**City of Roanoke Rapids, North Carolina**  
**Notes to the Financial Statements**  
**For the Year Ended June 30, 2020**

The City reports the following major governmental funds:

*General Fund.* The General Fund is the general operating fund of the City. It is used to account for all financial resources except those that are required to be accounted for in another fund. The primary revenue sources are ad valorem taxes and State grants, and various other taxes and licenses. The primary expenditures are for streets and highways, public safety, and general government services.

The City reports the following non-major governmental funds:

*Special Revenue Fund.* The Special Revenue Fund is used to account for the specific revenue sources (other than special assessments, expendable trusts or major capital projects) that are legally restricted to expenditures for specified purposes. The City has two Special Revenue Funds: Local Law Enforcement Grant Fund, Hodgestown Project.

*Capital Project Funds.* The Capital Project Funds are used to account for financial resources to be used for the acquisition or construction of major capital facilities (other than those financed by proprietary funds, special assessments or trust funds). The City has four Capital Project funds within the governmental fund types: Fire Station #2 Project, NC Clean Water Management Trust Fund, USDA Rural Development Garage Door Project, and Downtown Revitalization.

C. Measurement Focus and Basis of Accounting

In accordance with North Carolina General Statutes, all funds of the City are maintained during the year using the modified accrual basis of accounting.

*Government-wide and Proprietary Fund Financial Statements.* The government-wide financial statements are reported using the economic resources measurement focus and the accrual basis of accounting. Revenues are recorded when earned and expenses are recorded at the time liabilities are incurred, regardless of when the related cash flows take place. Non-exchange transactions, in which the City gives (or receives) value without directly receiving (or giving) equal value in exchange, include property taxes, grants, and donations. On an accrual basis, revenue from property taxes is recognized in the fiscal year for which the taxes are levied. Revenue from grants and donations is recognized in the fiscal year in which all eligibility requirements have been satisfied.

Amounts reported as program revenues include 1) charges to customers or applicants for goods, services, or privileges provided, 2) operating grants and contributions, and 3) capital grants and contributions, including special assessments. Internally dedicated resources are reported as general revenues rather than as program revenues. Likewise, general revenues include all taxes.

*Governmental Fund Financial Statements.* Governmental funds are reported using the current financial resources measurement focus and the modified accrual basis of accounting. Under this method, revenues are recognized when measurable and available. Expenditures are recorded when the related fund liability is incurred, except for principal and interest on general long-term debt, claims and judgments, and compensated absences, which are recognized as expenditures

**City of Roanoke Rapids, North Carolina**  
**Notes to the Financial Statements**  
**For the Year Ended June 30, 2020**

to the extent they have matured. General capital asset acquisitions are reported as expenditures in governmental funds. Proceeds of general long-term debt and acquisitions under capital leases are reported as other financing sources.

The City considers all revenues available if they are collected within 60 days after year-end, except for property taxes. Ad valorem taxes receivable are not accrued as a revenue because the amount is not susceptible to accrual. At June 30, taxes receivable for property other than motor vehicles are materially past due and are not considered to be an available resource to finance the operations of the current year. Also, as of September 1, 2013, State law altered the procedures for the assessment and collection of property taxes on registered motor vehicles in North Carolina. Effective with this change in the law, the State of North Carolina is responsible for billing and collecting the property taxes on registered motor vehicles on behalf of all municipalities and special tax districts. Property taxes are due when vehicles are registered. The billed taxes are applicable to the fiscal year in which they are received. Uncollected taxes that were billed in periods prior to September 1, 2013 and for limited registration plates are shown as a receivable in these financial statements and are offset by deferred inflows of resources.

Sales taxes and certain intergovernmental revenues, such as the beer and wine tax, collected and held by the State at year-end on behalf of the City are recognized as revenue. Sales taxes are considered a shared revenue for the City of Roanoke Rapids because the tax is levied by Halifax County and then remitted to and distributed by the State. Most intergovernmental revenues and sales and services are not susceptible to accrual because generally they are not measurable until received in cash. All taxes, including those dedicated for specific purposes are reported as general revenues rather than program revenues. Under the terms of grant agreements, the City funds certain programs by a combination of specific cost-reimbursement grants, categorical block grants, and general revenues. Thus, when program expenses are incurred, there is both restricted and unrestricted net position available to finance the program. It is the City's policy to first apply cost-reimbursement grant resources to such programs, followed by categorical block grants, and then general revenues.

**D. Budgetary Data**

The City's budgets are adopted as required by North Carolina General Statutes. An annual budget ordinance is adopted for the General and Enterprise Funds. All annual appropriations lapse at fiscal year-end. Project ordinances are adopted for the Special Revenue and the Capital Project Funds. All budgets are prepared using the modified accrual basis of accounting. Expenditures may not legally exceed appropriations at the functional level for all annually budgeted funds and the object level for the multi-year funds. The governing board must approve any revisions that alter total expenditures of any fund. During the year, several immaterial amendments to the original budget were necessary. The budget ordinance must be adopted by July 1 of the fiscal year or the governing board must adopt an interim budget that covers that time until an annual ordinance can be adopted.

**City of Roanoke Rapids, North Carolina**  
**Notes to the Financial Statements**  
**For the Year Ended June 30, 2020**

E. Assets, Liabilities, Deferred Outflows/Inflows of Resources, and Fund Equity

1. Deposits and Investments

All deposits of the City are made in board-designated official depositories and are secured as required by State law (G.S. 159-31). The City may designate, as an official depository any bank or savings and loan association whose principal office is located in North Carolina. Also, the City may establish time deposit accounts such as NOW and SuperNOW accounts, money market accounts, and certificates of deposit.

State law [G.S. 159-30(c)] authorizes the City to invest in obligations of the United States or obligations fully guaranteed both as to principal and interest by the United States; obligations of the State of North Carolina; bonds and notes of any North Carolina local government or public authority; obligations of certain non-guaranteed federal agencies; certain high-quality issues of commercial paper and bankers' acceptances; and the North Carolina Capital Management Trust (NCCMT). The NCCMT – Government Portfolio, a SEC registered (2a-7) Money Market Mutual Fund investment pool is measured at fair value. Because the NCCMT Government Portfolio has a weighted average maturity of less than 90 days, it is presented as an investment with a maturity of less than 6 months.

In accordance with State law, the City has invested in securities which are callable, and which provide for periodic interest rate increases in specific increments until maturity. These investments are reported at fair value as determined by quoted market prices.

2. Cash and Cash Equivalents

The City pools money from several funds to facilitate disbursement and investment and to maximize investment income. Therefore, all cash and investments are essentially demand deposits and are considered cash and cash equivalents.

3. Restricted Assets

Money in the Special Revenue and Capital Project funds are restricted for their intended use.

Money set aside for Law Enforcement Separation Allowance is restricted.

City of Roanoke Rapids Restricted Cash

Governmental Activities:

General Fund:

Police - restricted funds	\$ 201,900
Special Revenue/Capital Project Fund	20,944
	\$ 222,844

**City of Roanoke Rapids, North Carolina**  
**Notes to the Financial Statements**  
**For the Year Ended June 30, 2020**

4. Ad Valorem Taxes Receivable

In accordance with State law [G.S. 105-347 and G.S. 159-13(a)], the City levies ad valorem taxes on July 1, the beginning of the fiscal year. The taxes are due on September 1; however, interest does not accrue until the following January 6. Those taxes are based on the assessed values as of January 1, 2019. As allowed by State law, the City has established a schedule of discounts that apply to taxes, which are paid prior to the due date. In the City's General Fund, ad valorem tax revenues are reported net of such discounts.

5. Allowances for Doubtful Accounts

The receivables for the City have historically experienced such a small amount of bad debts that no allowance for doubtful accounts has been recorded, as this amount is considered immaterial to the financial statements.

6. Inventory and Prepaid Items

The inventories of the City are valued at cost (first in, first out), which approximates market. The City's General Fund inventory consists of expendable supplies that are recorded as expenditures as used rather than when purchased. Certain payments to vendors reflect costs applicable to future accounting periods and are recorded as prepaid items in both government-wide and fund financial statements and expensed as the items are used.

7. Capital Assets

Capital assets are defined by the government as assets with an initial, individual cost of more than a certain cost and an estimated useful life in excess of two years. Minimum capitalization cost policies were established at \$2,000. Purchased or constructed capital assets are reported at cost or estimated historical cost. Donated capital assets are recorded at their estimated fair value at the time of donation. General infrastructure assets acquired prior to July 1, 2003, consist of water and sewer system assets and improvements. The cost of normal maintenance and repairs that do not add to the value of the asset or materially extend assets' lives are not capitalized.

Capital assets are depreciated using the straight-line method over the following estimated useful lives:

Asset Class	Estimated Useful Lives
Infrastructure	30
Buildings	50 - 100
Improvements	25
Vehicles	6 - 20
Furniture and equipment	10 - 40
Computer equipment	5
Computer software	3 - 5

**City of Roanoke Rapids, North Carolina**  
**Notes to the Financial Statements**  
**For the Year Ended June 30, 2020**

8. Deferred Outflows/Inflows of Resources

In addition to assets, the statement of financial position will sometimes report a separate section for deferred outflows of resources. This separate financial statement element, *Deferred Outflows of Resources*, represents a consumption of net position that applies to a future period and so will not be recognized as an expense or expenditure until then. The City has two items that meet this criterion, pension deferrals and OPEB deferrals for the 2020 fiscal year. In addition to liabilities, the statement of financial position will sometimes report a separate section for deferred inflows of resources. This separate financial statement element, *Deferred Inflows of Resources*, represents an acquisition of net position that applies to a future period and so will not be recognized as revenue until then. The City has four items that meet the criterion for this category - property taxes receivables, prepaid taxes, pension deferrals and OPEB deferrals.

9. Long-Term Obligations

In the government-wide financial statements, long-term debt and other long-term obligations are reported as liabilities in the applicable governmental activities of net position. Bond premiums and discounts, as well as issuance costs, are deferred and amortized over the life of the bonds using the straight-line method that approximates the effective interest method. Bonds payable are reported net of the applicable bond premiums or discount. Bond issuance costs are reported as deferred charges and amortized over the term of the related debt.

In fund financial statements, governmental fund types recognize bond premiums and discounts, as well as bond issuance costs, during the current period. The face amount of debt issued is reported as other financing sources. Premiums received on debt issuances are reported as other financing sources while discounts on debt issuances are reported as other financing uses. Issuance costs, whether or not withheld from the actual debt proceeds received, are reported as debt service expenditures.

10. Compensated Absences

The vacation policy of the City provides for the accumulation of up to forty (40) days (forty-two days for police officers) earned vacation leave with such leave being fully vested when earned. For the City's government-wide funds, an expense and a liability for compensated absences and the salary-related payments are recorded as the leave is earned. The City has assumed a first-in, first-out method of using accumulated compensated time. The portion of that time that is estimated to be used in the next fiscal year has been designated as a current liability in the government-wide financial statements.

The City's sick leave policy provides for an unlimited accumulation of earned sick leave. Sick leave does not vest, but any unused sick leave accumulated at the time of retirement may be used in the determination of length of service for retirement benefit purposes. Since the City does not have any obligation for the accumulated sick leave until it is actually taken, no accrual for sick leave has been made.

**City of Roanoke Rapids, North Carolina**  
**Notes to the Financial Statements**  
**For the Year Ended June 30, 2020**

11. Net Position/Fund Balances

Net Position

Net position in government-wide financial statements are classified as net investment in capital assets, restricted, and unrestricted. Restricted net position represents constraints on resources that are either externally imposed by creditors, grantors, contributors, or laws or regulations of other governments or imposed by law through state statute.

Fund Balances

In the governmental fund financial statements, fund balance can be composed of five classifications designed to dissolve the hierarchy of constraints placed on how fund balance can be spent.

The governmental fund types classify fund balances as follows:

Non-spendable Fund Balance - This classification includes amounts that cannot be spent because they are either (a) not in spendable form, or (b) legally or contractually required to be maintained intact.

Inventories and Prepaid Expenses - Portion of fund balance that is not an available resource because it represents the year-end balance of ending inventories and prepaid expenses, which are not spendable resources.

Restricted Fund Balance - this classification includes amounts that are restricted to specific purposes externally imposed by creditors or imposed by law.

Restricted for Stabilization by State statute – North Carolina G.S. 159-8 prohibits units of government from budgeting or spending a portion of their fund balance. This is one of several statutes enacted by the North Carolina State Legislature in the 1930's that were designed to improve and maintain the fiscal health of local government units. Restricted by State statute (RSS) is calculated at the end of each fiscal year for all annually budgeted funds.

The calculation in G.S. 159-8(a) provides a formula for determining what portion of fund balance is available for appropriation. The amount of fund balance not available for appropriation is what is known as “restricted by State statute”. *Appropriated fund balance in any fund shall not exceed the sum of cash and investments minus the sum of liabilities, encumbrances, and deferred revenues arising from cash receipts, as those figures stand at the close of the fiscal year next preceding the budget.* Per GASB guidance, RSS is considered a resource upon which a restriction is “imposed by the law through constitutional provisions or enabling legislation”. RSS is reduced by inventories and prepaids as they are classified as nonspendable. Outstanding Encumbrances are included within RSS. RSS is included as a component of Restricted Net position and Restricted fund balance on the face of the balance sheet.



**City of Roanoke Rapids, North Carolina**  
**Notes to the Financial Statements**  
**For the Year Ended June 30, 2020**

Restricted for Streets – Powell Bill portion of fund balance that is restricted by revenue source for street construction and maintenance expenditures. This amount represents the balance of unexpended Powell Bill funds.

Assigned Fund Balance - portion of fund balance that the City intends to use for specific purposes.

Assigned for Law Enforcement Allowances - portion of fund balance that has been assigned for law enforcement separation allowance.

Subsequent Year's Expenditures – portion of fund balance that is appropriated in the next year's budget that is not already classified in restricted or committed. The governing body approves the appropriating.

Unassigned Fund Balance - portion of total fund balance that has not been restricted, committed or assigned to specific purposes or other funds.

The City of Roanoke Rapids has a revenue spending policy that provides guidance for programs with multiple revenue sources. The Finance Director will use resources in the following hierarchy: bond proceeds, federal funds, State funds, local non-City funds, City funds. For purposes of fund balance classification expenditures are to be spent from restricted fund balance first, followed in-order by committed fund balance, assigned fund balance, and lastly unassigned fund balance. The Finance Director has the authority to deviate from this policy if it is in the best interest of the City.

12. Defined Benefit Cost-Sharing Plans

For purposes of measuring the net pension asset, deferred outflows of resources and deferred inflows of resources related to pensions, and pension expense, information about the fiduciary net position of the Local Governmental Employees' Retirement System (LGERS) and additions to/deductions from LGERS' fiduciary net position have been determined on the same basis as they are reported by LGERS. For this purpose, plan member contributions are recognized in the period in which the contributions are due. The City of Roanoke Rapids employer contributions are recognized when due and the City of Roanoke Rapids has a legal requirement to provide the contributions. Benefits and refunds are recognized when due and payable in accordance with the terms of LGERS. Investments are reported at fair value.

**II. Stewardship, Compliance, and Accountability**

A. Significant Violations of Finance-Related Legal and Contractual Provisions

1. Noncompliance with North Carolina General Statutes

There were no instances of noncompliance with North Carolina General Statutes noted.

**City of Roanoke Rapids, North Carolina**  
**Notes to the Financial Statements**  
**For the Year Ended June 30, 2020**

2. Contractual Violations

There were no instances of violations of contractual obligations noted.

B. Deficit in Fund Balance or Net Position of Individual Funds

There were no deficits in Fund Balance or Net Position of Individual Funds at the end of the year.

C. Excess of Expenditures Over Appropriations

There were no expenditures in excess of appropriations during the year ended June 30, 2020.

**III. Detail Notes on All Funds**

A. Assets

1. Deposits

All of the City's deposits are either insured or collateralized by using one of two methods. Under the Dedicated Method, all deposits that exceed the federal depository insurance coverage level are collateralized with securities held by the City's agent in its name. Under the Pooling Method, which is a collateral pool, all uninsured deposits are collateralized with securities held by the State Treasurer's agent in the name of the State Treasurer. Since the State Treasurer is acting in a fiduciary capacity for the City, these deposits are considered to be held by the City's agent in its name. The amount of the pledged collateral is based on an approved averaging method for non-interest-bearing deposits and the actual current balance for interest-bearing deposits. Depositories using the Pooling Method report to the State Treasurer the adequacy of their pooled collateral covering uninsured deposits. The State Treasurer does not confirm this information with the City or the escrow agent. Because of the inability to measure the exact amounts of collateral pledged for the City under the Pooling Method, the potential exists for undercollateralization, and this risk may increase in periods of high cash flows. However, the State Treasurer of North Carolina enforces strict standards of financial stability for each depository that collateralizes public deposits under the Pooling Method. The City has no policy regarding custodial credit risk for deposits but relies on the State Treasurer to enforce standards of minimum capitalization for all pooling method financial institutions and to monitor them for compliance. The City complies with the provisions of G.S. 159-31 when designating official depositories and verifying that deposits are properly secured.

At June 30, 2020, the City's deposits had a carrying amount of \$744,236 and a bank balance of \$825,624. Of the bank balance, \$536,098 was covered by federal depository insurance and \$289,526 in interest bearing deposits were covered by collateral held under the pooling method. At June 30, 2020, the City of Roanoke Rapids had \$900 cash on hand.

**City of Roanoke Rapids, North Carolina**  
**Notes to the Financial Statements**  
**For the Year Ended June 30, 2020**

2. Investments

At June 30, 2020, the City of Roanoke Rapids had \$2,639,828 invested with the North Carolina Capital Management Trust's Government Portfolio, which carried a credit rating of AAAM, by Standard and Poor's. The City has adopted a formal policy regarding credit risk.

Investment by Type	Valuation Measurement Method	Book Value at 6/30/2020	Maturity	Rating
NC Capital Management Trust - Government Portfolio	Fair Value Level 1	\$2,639,828	N/A	AAAM
Total		\$2,639,828		

a. Interest Rate Risk

The City has adopted a formal investment policy regarding interest rate risk. As a means of limiting its exposure to fair value losses arising from rising interest rates, the City's investment policy limits at least half of the City's investment portfolio to maturities of less than 12 months. Also, the City's internal management policy requires purchases of securities to be laddered with staggered maturity dates and limits all securities to a final maturity of no more than two years.

b. Credit Risk

The City has adopted a formal policy regarding credit risk and has internal management procedures that limits the City's investments to the provisions of G.S. 159-30 and restricts the purchase of securities to the highest possible ratings whenever particular types of securities are rated. The City's investment in the NC Capital Management Trust Government Portfolio carried a credit rating of AAAM by Standard & Poor's as of June 30, 2020.

3. Receivables – Allowance for Doubtful Accounts

The amounts presented in the Balance Sheet and Statement of Net Position for the year ended June 30, 2020 are net of the following allowances for doubtful accounts:

General Fund:	
Taxes receivable	<u><u>\$ 33,500</u></u>

**City of Roanoke Rapids, North Carolina**  
**Notes to the Financial Statements**  
**For the Year Ended June 30, 2020**

4. Capital Assets

Capital asset activity for the City for the year ended June 30, 2020, was as follows:

	Beginning Balances	Increases	Decreases	Ending Balances
Governmental Activities:				
Capital Assets Not Being Depreciated:				
Land	\$ 3,012,713	\$ -	\$ -	\$ 3,012,713
Construction in progress	-	-	-	-
Total Capital Assets Not Being Depreciated	\$ 3,012,713	\$ -	\$ -	\$ 3,012,713
Capital Assets Being Depreciated:				
Buildings & improvements	\$ 24,462,816	\$ 14,067	\$ -	\$ 24,476,883
Infrastructure	2,157,875	307,756	-	2,465,631
Machinery & equipment	9,276,501	25,007	212,783	9,088,725
Total Capital Assets Being Depreciated	\$ 35,897,192	\$ 346,830	\$ -	\$ 36,031,239
Less accumulated depreciation	17,842,624	697,182	212,783	18,327,023
Total Capital Assets Being Depreciated, Net	\$ 18,054,568			\$ 17,704,216
Governmental Activity Capital Assets, Net	\$ 21,067,281			\$ 20,716,929
General government			\$ 16,848	
Public safety			57,005	
Transportation			75,124	
Economic and physical development			3,412	
Environmental protection			5,729	
Cultural and recreation			539,064	
Total depreciation expense			\$ 697,182	

B. Liabilities

1. Pension Plan and Postemployment Obligations

a. Local Governmental Employees' Retirement System

*Plan Description.* The City of Roanoke Rapids is a participating employer in the statewide Local Governmental Employees' Retirement System (LGERS), a cost-sharing multiple-employer defined benefit pension plan administered by the State of North Carolina. LGERS membership is comprised of general employees and local law enforcement officers (LEOs) of participating local governmental entities. Article 3 of G.S. Chapter 128 assigns the authority to establish and amend benefit provisions to the North Carolina General Assembly. Management of the plan is vested in the LGERS Board of Trustees, which consist of 13 members – nine appointed by the Governor, one appointed by the State Senate, one appointed by the State House of

**City of Roanoke Rapids, North Carolina**  
**Notes to the Financial Statements**  
**For the Year Ended June 30, 2020**

Representatives, and the State Treasurer and State Superintendent, who serve as ex-officio members. The Local Governmental Employees' Retirement System is included in the Comprehensive Annual Financial Report (CAFR) for the State of North Carolina. The State's CAFR includes financial statements and required supplementary information for LGERS. That report may be obtained by writing to the Office of the State Controller, 1410 Mail Service Center, Raleigh, North Carolina 27699-1410, by calling (919) 981-5454, or at [www.osc.nc.gov](http://www.osc.nc.gov).

*Benefits Provided.* LGERS provides retirement and survivor benefits. Retirement benefits are determined as 1.85% of the member's average final compensation times the member's years of creditable service. A member's average final compensation is calculated as the average of a member's four highest consecutive years of compensation. Plan members are eligible to retire with full retirement benefits at age 65 with five years of creditable service, at age 60 with 25 years of creditable service, or at any age with 30 years of creditable service. Plan members are eligible to retire with partial retirement benefits at age 50 with 20 years of creditable service or at age 60 with five years of creditable service (age 55 for firefighters). Survivor benefits are available to eligible beneficiaries of members who die while in active service or within 180 days of their last day of service and who have either completed 20 years of creditable service regardless of age (15 years of creditable service for firefighters and rescue squad members who are killed in the line of duty) or have completed five years of service and have reached age 60. Eligible beneficiaries may elect to receive a monthly Survivor's Alternate Benefit for life or a return of the member's contributions. The plan does not provide for automatic post-retirement benefit increases. Increases are contingent upon actuarial gains of the plan.

LGERS plan members who are LEOs are eligible to retire with full retirement benefits at age 55 with five years of creditable service as an officer, or at any age with 30 years of creditable service. LEO plan members are eligible to retire with partial retirement benefits at age 50 with 15 years of creditable service as an officer. Survivor benefits are available to eligible beneficiaries of LEO members who die while in active service or within 180 days of their last day of service and who also have either completed 20 years of creditable service regardless of age, or have completed 15 years of service as a LEO and have reached age 55, or have completed 15 years of creditable service as a LEO if killed in the line of duty. Eligible beneficiaries may elect to receive a monthly Survivor's Alternate Benefit for life or a return of the member's contributions.

*Contributions.* Contribution provisions are established by General Statute 128-30 and may be amended only by the North Carolina General Assembly. The City of Roanoke Rapids employees are required to contribute 6% of their compensation. Employer contributions are actuarially determined and set annually by the LGERS Board of Trustees. The City of Roanoke Rapids contractually required contribution rate for the year ended June 30, 2020, was 9.20% of compensation for law enforcement officers and 9.02% of compensation for general employees, actuarially determined as an amount that, when combined with employee contributions, is expected to finance the costs of benefits earned by employees during the year. Contributions to the pension plan from the City of Roanoke Rapids were \$581,116 for the year ended June 30, 2020.

**City of Roanoke Rapids, North Carolina**  
**Notes to the Financial Statements**  
**For the Year Ended June 30, 2020**

*Refunds of Contributions* – City employees who have terminated service as a contributing member of LGERS, may file an application for a refund of their contributions. By state law, refunds to members with at least five years of service include 4% interest. State law requires a 60-day waiting period after service termination before the refund may be paid. The acceptance of a refund payment cancels the individual’s right to employer contributions or any other benefit provided by LGERS.

***Pension Liabilities, Pension Expense, and Deferred Outflows of Resources and Deferred Inflows of Resources Related to Pensions***

At June 30, 2020, the City reported a liability of \$2,681,492 for its proportionate share of the net pension liability. The net pension liability was measured as of June 30, 2019. The total pension liability used to calculate the net pension liability was determined by an actuarial valuation as of December 31, 2018. The total pension liability was then rolled forward to the measurement date of June 30, 2019 utilizing update procedures incorporating the actuarial assumptions. The City’s proportion of the net pension liability was based on a projection of the City’s long-term share of future payroll covered by the pension plan, relative to the projected future payroll covered by the pension plan of all participating LGERS employers, actuarially determined. At June 30, 2019, the City’s proportion was 0.09819%, which was a decrease of 0.00493% from its proportion measured as of June 30, 2018.

For the year ended June 30, 2020, the City recognized pension expense of \$1,181,345. At June 30, 2020, the City reported deferred outflows of resources and deferred inflows of resources related to pensions from the following sources:

	Deferred Outflows of Resources	Deferred Inflows of Resources
Differences between expected and actual experience	\$ 459,139	\$ -
Changes of assumptions	437,039	-
Net difference between projected and actual earnings on pension plan investments	65,405	-
Changes in proportion and differences between City contributions and proportionate share of contributions	-	108,029
City contributions subsequent to the measurement date	581,116	-
Total	\$1,542,699	\$ 108,029

\$581,116 reported as deferred outflows of resources related to pensions resulting from City contributions subsequent to the measurement date will be recognized as a decrease of the net pension liability in the year ended June 30, 2020. Other amounts reported as deferred inflows of resources related to pensions will be recognized in pension expense as follows:

**City of Roanoke Rapids, North Carolina**  
**Notes to the Financial Statements**  
**For the Year Ended June 30, 2020**

Year ended June 30	
2020	\$ 433,955
2021	119,602
2022	239,874
2023	60,122
2024	-
Thereafter	-
	\$ 853,553

*Actuarial Assumptions.* The total pension liability in the December 31, 2018 actuarial valuation was determined using the following actuarial assumptions, applied to all periods included in the measurement:

Inflation	3.00 percent
Salary increases	3.50 to 8.10 percent, including inflation and productivity factor
Investment rate of return	7.00 percent, net of pension plan investment expense, including inflation

The plan currently uses mortality tables that vary by age, gender, employee group (i.e. general, law enforcement officer) and health status (i.e. disabled and healthy). The current mortality rates are based on published tables and based on studies that cover significant portions of the U.S. population. The healthy mortality rates also contain a provision to reflect future mortality improvements.

The actuarial assumptions used in the December 31, 2018 valuation were based on the results of an actuarial experience study for the period January 1, 2010 through December 31, 2014.

Future ad hoc COLA amounts are not considered to be substantively automatic and are therefore not included in the measurement.

The projected long-term investment returns and inflation assumptions are developed through review of current and historical capital markets data, sell-side investment research, consultant whitepapers, and historical performance of investment strategies. Fixed income return projections reflect current yields across the U.S. Treasury yield curve and market expectations of forward yields projected and interpolated for multiple tenors and over multiple year horizons. Global public equity return projections are established through analysis of the equity risk premium and the fixed income return projections. Other asset categories and strategies' return projections reflect the foregoing and historical data analysis. These projections are combined to produce the long-term expected rate of return by weighting the expected future real rates of return by the target asset allocation percentage and by adding expected inflation. The target allocation and best estimates of arithmetic real rates of return for each major asset class as of June 30, 2018 are summarized in the following table:

**City of Roanoke Rapids, North Carolina**  
**Notes to the Financial Statements**  
**For the Year Ended June 30, 2020**

<u>Asset Class</u>	<u>Target Allocation</u>	<u>Long-Term Expected Real Rate of Return</u>
Fixed Income	29.0%	1.4%
Global Equity	42.0%	5.3%
Real Estate	8.0%	4.3%
Alternatives	8.0%	8.9%
Credit	7.0%	6.0%
Inflation Protection	6.0%	4.0%
Total	<u>100%</u>	

The information above is based on 30-year expectations developed with the consulting actuary for the 2019 asset, liability and investment policy study for the North Carolina Retirement Systems, including LGERS. The long-term nominal rates of return underlying the real rates of return are arithmetic annualized figures. The real rates of return are calculated from nominal rates by multiplicatively subtracting a long-term inflation assumption of 3.00%. All rates of return and inflation are annualized.

*Discount rate.* The discount rate used to measure the total pension liability was 7.00%. The projection of cash flows used to determine the discount rate assumed that contributions from plan members will be made at the current contribution rate and that contributions from employers will be made at statutorily required rates, actuarially determined. Based on these assumptions, the pension plan's fiduciary net position was projected to be available to make all projected future benefit payments of the current plan members. Therefore, the long-term expected rate of return on pension plan investments was applied to all periods of projected benefit payments to determine the total pension liability.

*Sensitivity of the City's proportionate share of the net pension asset to changes in the discount rate.* The following presents the City's proportionate share of the net pension asset calculated using the discount rate of 7.00 percent, as well as what the City's proportionate share of the net pension asset or net pension liability would be if it were calculated using a discount rate that is one percentage point lower (6.00 percent) or one percentage point higher (8.00 percent) than the current rate:

	<u>1% Decrease (6.00%)</u>	<u>Discount Rate (7.00%)</u>	<u>1% Increase (8.00%)</u>
City's proportionate share of the net pension liability (asset)	\$ 6,133,063	\$ 2,681,492	\$ (187,462)

b. Deferred Compensation Plan

The City of Roanoke Rapids offers its employees a deferred compensation plan created in accordance with Internal Revenue Code Section 457. The plan, which is available to all City employees, permits them to defer a portion of their salary until future years.



**City of Roanoke Rapids, North Carolina**  
**Notes to the Financial Statements**  
**For the Year Ended June 30, 2020**

The deferred compensation is not available to employees until termination, retirement, death, or unforeseeable emergency.

The City has complied with the laws, which govern the City’s Deferred Compensation Plan. All assets of the plan are held in trust for the exclusive benefit of the participants and their beneficiaries.

Contributions for the year ended June 30, 2020 were \$104,582, which consisted of \$33,053 from the City and \$71,559 from employees.

c. Law Enforcement Officers Special Separation Allowance

1) Plan Description

The City of Roanoke Rapids administers a public employee retirement system (the *Separation Allowance*), a single-employer defined benefit pension plan that provides retirement benefits to the City's qualified sworn law enforcement officers under the age of 62 who have completed at least 30 years creditable service or have attained 55 years of age and have completed five or more years of creditable service. The Separation Allowance is equal to 0.85 percent of the annual equivalent of the base rate of compensation most recently applicable to the officer for each year of creditable service. The retirement benefits are not subject to any increases in salary or retirement allowances that may be authorized by the General Assembly. Article 12D of G.S. Chapter 143 assigns the authority to establish and amend benefit provisions to the North Carolina General Assembly.

All full-time law enforcement officers of the City are covered by the Separation Allowance. At December 31, 2018, the Separation Allowance’s membership consisted of:

Retirees receiving benefits	9
Terminated plan members entitled to but not yet receiving benefits	0
Active plan members	37
Total	46

2) Summary of Significant Accounting Policies

Basis of Accounting

The City has chosen to fund the Separation Allowance on a pay as you go basis. Pension expenditures are made from the General Fund, which is maintained on the modified accrual basis of accounting. Benefits are recognized when due and payable in accordance with the terms of the plan.

The Separation Allowance has no assets accumulated in a trust that meets the following criteria which are outlined in GASB Statements 73.

**City of Roanoke Rapids, North Carolina**  
**Notes to the Financial Statements**  
**For the Year Ended June 30, 2020**

3) Actuarial Assumptions

The entry age actuarial cost method was used in the December 31, 2018 valuation. The total pension liability in the December 31, 2018 actuarial valuation was determined using the following actuarial assumption, applied to all periods included in the measurement:

Inflation	2.50 percent
Salary increases	3.50 to 7.35 percent, including inflation and productivity factor
Discount rate	3.26 percent

The discount rate is based on the yield of the S&P Municipal Bond 20 Year High Grade Rate Index as of December 31, 2018.

4) Contributions

The City is required by Article 12D of G.S. Chapter 143 to provide these retirement benefits and has chosen to fund the amounts necessary to cover the benefits earned on a pay as you go basis through appropriations made in the General Fund operating budget. There were no contributions made by employees. The City's obligation to contribute to this plan is established and may be amended by the North Carolina General Assembly. Administration costs of the Separation Allowance are financed through investment earnings. The City paid \$135,985 as benefits came due for the reporting period.

***Pension Liabilities, Pension Expense, and Deferred Outflows of Resources and Deferred Inflows of Resources Related to Pensions***

At June 30, 2020, the City reported a total pension liability of \$1,243,102. The total pension liability was measured as of December 31, 2018 based on a December 31, 2017 actuarial valuation. The total pension liability was then rolled forward to the measurement date of December 31, 2018 utilizing update procedures incorporating the actuarial assumptions. For the year ended June 30, 2020, the City recognized pension expense of \$87,642.

	<u>Deferred Outflows of Resources</u>	<u>Deferred Inflows of Resources</u>
Differences between expected and actual experience	\$ -	\$ 63,140
Changes of assumptions	63,479	38,638
City benefit payments and plan administrative expense made subsequent to the measurement date	67,992	-
Total	<u>\$ 131,471</u>	<u>\$ 101,778</u>

**City of Roanoke Rapids, North Carolina**  
**Notes to the Financial Statements**  
**For the Year Ended June 30, 2020**

\$67,992 reported as deferred outflows of resources related to pensions resulting from benefit payments made subsequent to the measurement date will be recognized as a decrease of the net pension liability in the year ended June 30, 2020. Other amounts reported as deferred inflows of resources related to pensions will be recognized in pension expense as follows:

Year ended June 30,	Deferred Outflows of Resources	Deferred Inflows of Resources	Amount Recognized in Pension Expense as an Increase (Decrease)
2021	\$ 20,884	\$ 30,104	\$ (9,220)
2022	20,884	28,453	(7,569)
2023	13,012	24,770	(11,758)
2024	7,072	15,837	(8,765)
2025	1,627	2,614	(987)
Thereafter	-	-	-
	<u>\$ 63,479</u>	<u>\$ 101,778</u>	<u>\$ (38,299)</u>

*Sensitivity of the City's total pension liability to changes in the discount rate.* The following presents the City's total pension liability calculated using the discount rate of 3.26 percent, as well as what the total pension liability would be if it were calculated using a discount rate that is one percentage point lower (3.26 percent) or one percentage point higher (4.26 percent) than the current rate:

	1% Decrease (2.26%)	Discount Rate (3.26%)	1% Increase (4.26%)
City's proportionate share of the net pension liability (asset)	\$ 1,346,764	\$ 1,243,102	\$ 1,148,500

**Schedule of Changes in Total Pension Liability**  
**Law Enforcement Officers' Special Separation Allowance**

	<b>2019</b>
Beginning balance	\$ 1,305,115
Service cost	51,340
Interest on the total pension liability	45,032
Changes of benefit terms	-
Differences between expected and actual experience in the measurement of the total pension liability	(59,404)
Changes of assumptions or other inputs	36,987
Benefit payments	(135,968)
Other changes	-
Ending balance of the total pension liability	<u>\$ 1,243,102</u>

**City of Roanoke Rapids, North Carolina**  
**Notes to the Financial Statements**  
**For the Year Ended June 30, 2020**

The plan currently uses mortality tables that vary by age, and health status (i.e. disabled and healthy). The current mortality rates are based on published tables and based on studies that cover significant portions of the U.S. population. The healthy mortality rates also contain a provision to reflect future mortality improvements.

The actuarial assumptions used in the December 31, 2018 valuation were based on the results of an actuarial experience study for the period January 1, 2010 through December 31, 2014.

***Total Expense, Liabilities, and Deferred Outflows and Inflows of Resources of Related to Pensions***

Following is information related to the proportionate share and pension expense for all pension plans:

	LGERS	LEOSSA	Total
Pension Expense	\$ 1,181,345	\$ 87,642	\$ 1,268,987
Pension Liability	2,681,492	1,243,102	3,924,594
Proportionate share of the net pension liability	0.09819%	n/a	
 Deferred of Outflows of Resources			
Differences between expected and actual experience	459,139	-	459,139
Changes of assumptions	437,039	63,479	500,518
Net difference between projected and actual earnings on pension plan investments	65,405	-	65,405
Changes in proportion and differences between contributions and proportionate share of contributions	-	-	-
Benefit payments and administrative costs paid subsequent to the measurement date	581,116	67,992	649,108
 Deferred of Inflows of Resources			
Differences between expected and actual experience	-	63,140	63,140
Changes of assumptions	-	38,638	38,638
Net difference between projected and actual earnings on pension plan investments	-	-	-
Changes in proportion and differences between contributions and proportionate share of contributions	108,029	-	108,029

**City of Roanoke Rapids, North Carolina**  
**Notes to the Financial Statements**  
**For the Year Ended June 30, 2020**

d. Supplemental Retirement Income Plan for Law Enforcement Officers

*Plan Description.* The City contributes to the Supplemental Retirement Income Plan (Plan), a defined contribution pension plan administered by the Department of State Treasurer and a Board of Trustees. The Plan provides retirement benefits to law enforcement officers employed by the City. Article 5 of G.S. Chapter 135 assigns the authority to establish and amend benefit provisions to the North Carolina General Assembly. The Supplemental Retirement Income plan for Law Enforcement Officers is included in the Comprehensive Annual Financial Report (CAFR) for the State of North Carolina. The State's CAFR includes the pension trust fund financial statements for the Internal Revenue Code Section 401(k) plan that includes the Supplemental Retirement Income Plan for Law Enforcement Officers. That report may be obtained by writing to the Office of the State Controller, 1410 Mail Service Center, Raleigh, North Carolina 27699-1410, or by calling (919) 981-5454.

*Funding Policy.* Article 12E of G.S. Chapter 143 requires the City to contribute each month an amount equal to five percent of each officer's salary, and all amounts contributed are vested immediately. Also, the law enforcement officers may make voluntary contributions to the plan. The City's contributions for the year ended June 30, 2020 were \$180,737.

e. Other Post-Employment Benefits

*Plan Description.* Under the terms of a City resolution, the City administers a single-employer defined benefit Healthcare Benefits Plan (the HCB Plan). As of September 5, 1990, this plan provides postemployment healthcare benefits to retirees of the City, provided they participate in the North Carolina Local Governmental Employees' Retirement System (System) and have 30 years' creditable service with at least twenty years of creditable service with the City. The insurance coverage will cease on the premium due date next following employee's 65<sup>th</sup> birth date. The City pays the full cost of coverage for these benefits through private insurers. Also, the City's retirees can purchase coverage for their dependents at the City's group rates. The City Council may amend the benefit provisions. A separate report was not issued for the plan.

Retired Employees' Years of Creditable Service	Date Hired On or after September 5, 1990
Less than 30 years	Not eligible for coverage
30+ years	Full coverage paid for by City

Membership of the HCB Plan consisted of the following at June 30, 2017, the date of the latest actuarial valuation:

Retirees and dependents receiving benefits	31
Terminated plan members entitled to but not yet receiving benefits	-
Active plan members	142
Total	173

**City of Roanoke Rapids, North Carolina**  
**Notes to the Financial Statements**  
**For the Year Ended June 30, 2020**

*Funding Policy.* The City pays the full cost of coverage for the healthcare benefits paid to qualified retirees under a City resolution that can be amended by City Council. The City has chosen to fund the healthcare benefits on a pay as you go basis.

*Summary of Significant Accounting Policies.* Post-employment expenditures are made from the General Fund, which is maintained on the modified accrual basis of accounting. No funds are set aside to pay benefits and administration costs. These expenditures are paid as they come due. A separate report was not issued for the plan.

***Total OPEB Liability***

The District’s Total OPEB Liability (TOL) of \$7,302,096 was measured as of June 30, 2018 and was determined by an actuarial valuation as of that date.

*Actuarial Assumptions and Other Inputs.* The total OPEB liability in the June 30, 2018 actuarial valuation was determined using the following actuarial assumptions and other inputs, applied to all periods included in the measurement unless otherwise specified:

Paragraph 166: Listed below is the information to be disclosed regarding the actuarial assumptions and other inputs used to measure the TOL. The complete set of actuarial assumptions and other inputs utilized in developing the TOL are outlined in Schedule C. The TOL was determined by an actuarial valuation as of June 30, 2018, using the following key actuarial assumptions and other inputs:

Inflation	2.50%
Real wage growth	1.00%
Wage inflation	3.50%
Salary Increases, including wage inflation:	
General employees	3.50% - 7.75%
Firefighters	3.50% - 7.75%
Law Enforcement Officers	3.50% - 7.75%
Municipal Bond Index Rate:	
Prior measurement date	3.56%
Measurement date	3.89%
Health Care Cost Trends:	
Pre-Medicare	7.50% for 2017 decreasing to an ultimate rate of 5.00% by 2023

The discount rate used to measure the TOL was based on the June average of the Bond Buyer General Obligation 20-year Municipal Bond Index published weekly by The Bond Buyer.

**City of Roanoke Rapids, North Carolina**  
**Notes to the Financial Statements**  
**For the Year Ended June 30, 2020**

Mortality rates were based on the RP-2014 mortality tables, with adjustments for LGERS experience and generational mortality improvements using Scale MP-2015.

The demographic actuarial assumptions for retirement, disability incidence, withdrawal, and salary increases used in the June 30, 2018 valuation were based on the results of an actuarial experience study for the period January 1, 2010 – December 31, 2014, adopted by the LGERS.

The remaining actuarial assumptions (e.g., initial per capita costs, health care cost trends, rate of plan participation, rates of plan election, etc.) used in the June 30, 2018 valuation were based on a review of recent plan experience done concurrently with the June 30, 2018 valuation.

Paragraph 167(a): This paragraph requires disclosure of the sensitivity of the TOL to changes in the health care cost trend rates. The following exhibit presents the TOL of the Plan, calculated using the health care cost trend rates, as well as what the Plan's TOL would be if it were calculated using a health care cost trend rate that is 1-percentage-point lower or 1-percentage-point higher than the current rate.

**Health Care Cost Trend Rate Sensitivity**

	1% Decrease	Current	1% Increase
Total OPEB Liability	\$ 6,488,532	\$ 7,302,096	\$ 8,268,296

Paragraph 167(b): This paragraph requires disclosure of the sensitivity of the TOL to changes in the discount rate. The following exhibit presents the TOL of the Plan, calculated using the discount rate of 3.89%, as well as what the Plan's TOL would be if it were calculated using a Discount Rate that is 1-percentage-point lower or 1-percentage-point higher than the current rate.

**Discount Rate Sensitivity**

	1% Decrease (2.89%)	Current Discount Rate (3.89%)	1% Increase (4.89%)
Total OPEB Liability	\$ 8,033,192	\$ 7,302,096	\$ 6,656,440

Paragraph 168(a)-(c): This paragraph requires a schedule of changes in the TOL. The needed information is shown in the following table:

**City of Roanoke Rapids, North Carolina**  
**Notes to the Financial Statements**  
**For the Year Ended June 30, 2020**

**Changes in the TOL**

Total OPEB Liability as of June 30, 2018	\$7,356,915
Changes for the year:	
Service Cost at the end of the year*	281,400
Interest on TOL and Cash Flows	257,429
Change in benefit terms	-
Difference between expected and actual experience	(108,619)
Changes of assumptions or other inputs	(231,306)
Benefit payments and implicit subsidy credit	(253,723)
Other	-
Net Changes	<u>(54,819)</u>
Total OPEB Liability as of June 30, 2019	<u><u>\$ 7,302,096</u></u>

\* The service cost includes interest for the year.

Paragraph 168(d): The employer does not have a special funding situation.

Paragraph 169(a): The TOL is based upon an actuarial valuation performed as of the Valuation Date, June 30, 2018. An expected TOL is determined as of June 30, 2017, the Prior Measurement Date, using standard roll back techniques. The roll back calculation begins with the TOL, as of the Measurement Date, June 30, 2018, adds the expected benefit payments for the year, deducts interest at the Discount Rate for the year, and then subtracts the annual Normal Cost (also called the Service Cost).

CMC has assumed no significant changes, other than the change in the Municipal Bond Index Rate, have occurred between the Valuation Date and the Measurement Date. If a significant change, other than the change in the Municipal Bond Index Rate, has occurred between the Valuation Date and the Measurement Date, an updated valuation may need to be performed.

Paragraph 169(b): Our understanding is that the employer does not have a special funding situation.

Paragraph 169(c): Since the Prior Measurement Date, the Discount Rate has changed from 3.56% to 3.89% due to a change in the Municipal Bond Rate.

Paragraph 169(d): There are no changes in benefit terms since the Prior Measurement Date.

Paragraph 169(e): No benefit payments are attributable to the purchase of allocated insurance contracts.

Paragraph 169(f): CMC was not expected to supply this information.

Paragraph 169(g): Please see Section IV for the development of the OPEB Expense (OE).



**City of Roanoke Rapids, North Carolina**  
**Notes to the Financial Statements**  
**For the Year Ended June 30, 2020**

Paragraph 169(h)(1)-(2): Since certain expense items are recognized over closed periods each year, the deferred portions of these items must be tracked annually. If the amounts will increase OPEB Expense, they are labeled Deferred Outflows of Resources. If they serve to reduce OPEB Expense, they are labeled Deferred Inflows of Resources. The recognition of these amounts is accomplished on a level dollar basis, with no interest included in the deferred amounts. Experience gains/losses and the impact of changes in actuarial assumptions or other inputs, if any, are recognized over the average expected remaining service life of the active and inactive Plan members at the beginning of the measurement period.

The following table provides a summary of the Deferred Outflows of Resources and Deferred Inflows of Resources as of June 30, 2019:

	Deferred Outflows of Resources	Deferred Inflows of Resources
Differences between expected and actual experience	\$ -	\$ 119,664
Changes of assumptions or other inputs	-	492,168
Benefit payments made subsequent to measurement date	189,737	-
Total	\$ 189,737	\$ 611,832

Paragraph 169(h)(3): Our understanding is that the employer does not have a special funding situation.

Paragraph 169(h)(4): CMC was not expected to supply this information.

Paragraph 169(i)(1)-(2): Amounts reported as Deferred Outflows of Resources and Deferred Inflows of Resources related to OPEB benefits will be recognized in OPEB Expense as follows:

Measurement Period Ended June 30:	
2019	\$ (104,978)
2020	(104,978)
2021	(104,978)
2022	(104,978)
2023	(104,978)
Thereafter	(86,942)

Paragraph(i)(3): Our understanding is that the employer does not have a special funding situation.

Paragraph(j): CMC was not expected to supply this information.

**City of Roanoke Rapids, North Carolina**  
**Notes to the Financial Statements**  
**For the Year Ended June 30, 2020**

2. Other Employment Benefits

The City has elected to provide death benefits to employees through the Death Benefit Plan for Members of the Local Governmental Employees' Retirement System (Death Benefit Plan), a multiple-employer, State-administered, cost-sharing plan funded on a one-year term cost basis. The beneficiaries of those employees who die in active service after one year of contributing membership in the System, or who die within 180 days after retirement or termination of service and have at least one year of contributing membership service in the System at the time of death are eligible for death benefits. Lump sum death benefit payments to beneficiaries are equal to the employee's 12 highest month's salary in a row during the 24 months prior to his/her death, but the benefit may not exceed \$50,000 or be less than \$25,000. All death benefit payments are made from the Death Benefit Plan. The City has no liability beyond the payment of monthly contributions. The City considers these contributions to be immaterial.

3. Deferred Outflows and Inflows of Resources

The City has several deferred outflows of resources. Deferred outflows of resources are comprised of the following:

Contributions to pension plan in current fiscal year	\$ 581,116
Benefit payments made and administrative expenses for LEOSSA made subsequent to measurement date	67,992
Benefit payments and administrative expenses for OPEB made subsequent to measurement date	189,737
Differences between expected and actual experience	459,139
Changes of assumptions	500,518
Net difference between projected and actual earnings on pension plan investments	65,405
Changes in proportion and differences between employer contributions and proportionate share of contributions	-
Total	<u><u>\$ 1,863,907</u></u>

Deferred inflows of resources at year-end are comprised of the following elements:

	Statement of Net Position	General Fund Balance Sheet
Taxes Receivable, less penalties (General Fund)	\$ -	\$ 310,124
Prepaid taxes	20,304	20,304
Changes in assumptions	530,806	-
Differences between expected and actual experience	182,804	-
Changes in proportion and differences between employer contributions and proportionate share of contributions	108,029	-
Total	<u><u>\$ 841,943</u></u>	<u><u>\$ 330,428</u></u>

**City of Roanoke Rapids, North Carolina**  
**Notes to the Financial Statements**  
**For the Year Ended June 30, 2020**

4. Risk Management

The City is exposed to various risks of loss related to torts; theft of, damage to, and destruction of assets; errors and omissions; injuries to employees; and natural disasters. The City participates in three self-funded risk-financing pools administered by the North Carolina League of Municipalities. Through these pools, the City obtains general liability and auto liability coverage of \$1 million per occurrence, property coverage up to the total insurance values of the property policy, workers' compensation coverage up to statutory limits, and employee health coverage. The liability and property exposures are reinsured through commercial carriers for claims in excess of retentions as selected by the Board of Trustees each year. Stop loss insurance is purchased by the Board of Trustees to protect against large medical claims that exceed certain dollar cost levels. Specific information on the limits of the reinsurance, excess and stop loss policies purchased by the Board of Trustees can be obtained by contacting the Risk Management Services Department of the NC League of Municipalities. The pools are audited annually by certified public accountants, and the audited financial statements are available to the City upon request.

In accordance with G.S. 159-29, the City's employees that have access to \$100 or more at any given time of the City's funds are performance bonded through a commercial surety bond. The Finance Officer and Tax Collector are individually bonded for \$50,000 each. The remaining employees that have access to cash are bonded under a blanket bond for \$500,000.

5. Claims and Judgments

The City had no claims or judgments pending at June 30, 2020.

6. Long-Term Debt

The general obligation bonds issued to finance the construction of improvements to the storm sewer system and recreational facilities are accounted for in the General Long-term Debt Account Group. These bonds are collateralized by the faith, credit, and taxing power of the City. Principal and interest requirements are appropriated when due.

At June 30, 2020, the City of Roanoke Rapids had a legal debt margin of \$82,372,869. The City has no bonds authorized but unissued at June 30, 2020.

On August 30, 2013, the City entered into an installment note payable with First Citizens Bank in the amount of \$185,760 to refinance the USDA loan that was secured for the Neighborhood Resource Center. This allowed the City to reduce the terms and interest rate.

On August 30, 2013, the City entered into an installment note payable with First Citizens Bank in the amount of \$1,300,000 to refinance the USDA loan that was secured for the construction of Fire Station #2. This allowed the City to reduce the terms and interest rate.

**City of Roanoke Rapids, North Carolina**  
**Notes to the Financial Statements**  
**For the Year Ended June 30, 2020**

On December 7, 2016, the City entered into an installment not payable with BB&T in the amount of \$601,927 to purchase various vehicles and equipment.

On September 10, 2018, the City entered into an installment note payable with Branch Banking & Trust Company in the amount of \$810,000 to refinance vehicles and equipment for Public Safety and Public Works. The interest rate is 3.07% with annual payments of \$177,221 for five years.

On February 17, 2020, the City entered into a direct placement installment agreement with the USDA revolving loan program in the amount of \$164,197. The loan is through an Electric Cooperative program with five annual payments of \$32,839 at a rate of 0.00%.

Long-term debt payable at June 30, 2020 is comprised of the following:

Installment Notes Payable:

First Citizens Bank - (refinanced USDA loan - Neighborhood Resource Center) original note of \$176,676 due in 8 annual installments of \$25,522, including interest at 2.15%, beginning August 30, 2014 through August 30, 2021.	\$ 47,026
First Citizens Bank - (refinanced USDA loan - Firestation #2) original note of \$1,075,256 due in 18 annual installments of \$94,521.30, including interest at 3.00%, beginning August 30, 2014 through August 30, 2031.	\$ 940,865
BB&T - original note of \$601,927 due in 6 consecutive annual installments of \$106,663, including interest of 1.78%, beginning December 7, 2017 through December 7, 2022. (Equipment Financing)	\$ 308,927
BB&T - original note of \$810,000 due in 5 consecutive annual installments of \$177,220.85 including interest of 3.07% beginning September 10, 2019 through September 10, 2023. (Equipment financing)	\$ 657,346
REA - original note of \$164,197 due in 60 consecutive monthly installments of \$2,783.00 including interest of 0.00% beginning June 2019. (Electric cooperative loan through USDA)	<u>\$ 131,356</u>
Total	<u><u>\$ 2,085,520</u></u>

**City of Roanoke Rapids, North Carolina**  
**Notes to the Financial Statements**  
**For the Year Ended June 30, 2020**

Economic Development Revenue Bonds:

In May 2020, the \$21,500,000 Economic Development Revenue Bonds were refinanced into two separate Special Revenue Bonds.

Special Revenue Bond, Series 2017A (tax-exempt interest) original note of \$11,852,907 due in quarterly installments of \$238,034, including interest of 2.54%, beginning August 1, 2017 through May 1, 2032.

\$ 9,821,939

Special Revenue Bond, Series 2017B (taxable interest) with interest due at a rate of 2.95%, annually commencing August 1, 2017. The maturity date is May 1, 2032. Effective 7/1/20, quarterly installment payments of \$75,089 principal and interest will be due.

\$ 3,020,447

The annual requirements to amortize notes payable outstanding (excluding vacation pay and capitalized leases) as of June 30, 2020, including interest payments, are as follows:

Year	Principal Payments	Interest Payments	Total
2021	\$ 380,593	\$ 54,926	\$ 435,519
2022	389,703	45,304	435,007
2023	374,791	36,453	411,244
2024	277,224	27,357	304,581
2025	74,616	19,906	94,522
2026-2030	408,030	64,575	472,605
2031-2035	180,863	8,179	189,042
Total	<u>\$ 2,085,820</u>	<u>\$ 256,700</u>	<u>\$ 2,342,520</u>

The annual requirements to amortize the special revenue bonds outstanding as of June 30, 2020, including interest payments, are as follows:

Year	Principal Payments	Interest Payments	Total
2021	\$ 709,380	\$ 242,756	\$ 952,136
2022	727,571	224,565	952,136
2023	746,228	205,908	952,136
2024	765,364	186,772	952,136
2025	784,940	167,196	952,136
2026-2030	4,237,416	523,264	4,760,680
2031-2035	1,851,040	53,283	1,904,323
Total	<u>\$ 9,821,939</u>	<u>\$ 1,603,744</u>	<u>\$ 11,425,683</u>

**City of Roanoke Rapids, North Carolina**  
**Notes to the Financial Statements**  
**For the Year Ended June 30, 2020**

Year	Principal Payments	Interest Payments	Total
2021	\$ 207,783	\$ 92,573	\$ 300,356
2022	219,800	80,556	300,356
2023	226,356	74,000	300,356
2024	233,108	67,248	300,356
2025	240,060	60,296	300,356
2026-2030	1,312,081	189,699	1,501,780
2031-2035	581,259	19,456	600,715
Total	<u>\$ 3,020,447</u>	<u>\$ 583,828</u>	<u>\$ 3,604,275</u>

Changes in the long-term liabilities:

	Beginning Balances July 1, 2019	Increases	Decreases	Ending Balances June 30, 2020	Current Portion of Balance
Governmental activities:					
Installment notes payable	\$ 2,457,549	\$ -	\$ 371,729	\$ 2,085,820	\$ 380,593
Tax increment financing/ Special revenue bonds	14,155,584	-	1,313,198	12,842,386	917,163
Total pension liability (LEO)	1,305,115	-	62,013	1,243,102	-
Net pension liability (LGERS)	2,446,359	235,133	-	2,681,492	-
Compensated absences	473,177	19,193	-	492,370	49,237
Total OPEB liability	7,356,915	-	54,819	7,302,096	-
Total	<u>\$28,194,699</u>	<u>\$ 254,326</u>	<u>\$1,801,759</u>	<u>\$26,647,266</u>	<u>\$1,346,993</u>

Compensated absences for governmental activities have typically been liquidated in the General Fund.

Net Investment in Capital Assets

Capital Assets	<u>\$ 20,716,929</u>
Less: Long-term debt	<u>(14,928,206)</u>
Net Investment in Capital Assets	<u>\$ 5,788,723</u>

7. Fund Balance

The following schedule provides management and citizens with information on the portion of General fund balance that is available for appropriation:

**City of Roanoke Rapids, North Carolina**  
**Notes to the Financial Statements**  
**For the Year Ended June 30, 2020**

Total fund balance - General Fund	\$ 4,159,112
Less:	
Inventories and Prepaid Expenses	73,938
Stabilization by State Statute	1,387,574
Streets-Powell Bill	-
Assigned - Law Enforcement	114,291
Assigned - Subsequent year's expenditures	60,000
Remaining Fund Balance	2,523,309

**IV. Interfund Balance**

Balances due to/from other funds at June 30, 2020 consist of the following:

Due from the General Fund:	
USDA Rural Development Garage Door Project	<u>\$ 3,446</u>

The interfund balances resulted from the time lag between the dates that (1) interfund reimbursable expenditures occur, (2) transactions are recorded in the systems, and (3) payments between funds are made. The City plans to close this project and pay the loan during the year ended June 30, 2021.

**V. Summary Disclosure of Significant Contingencies**

Federal and State Assisted Programs

The City has received proceeds from Federal and State grants and programs. Periodic audits of these grants and programs are required and certain costs may be questioned as not being appropriate expenditures under the grant or program agreements. Such audits could result in the refund of grant or program monies to the grantor or program agencies. Management believes that any required refunds will be immaterial. No provision has been made in the accompanying financial statements for the refund of grant monies.

**VI. Significant Effects of Subsequent Events**

As of December 1, 2020, the date of the completion of the financial statements, there were no material subsequent events that were required to be reported.

## **Required Supplementary Financial Data**

---

This section contains additional information required by generally accepted accounting principles.

---

- Schedule of Proportionate Share of Net Pension Liability for Local Government Employees' Retirement System
- Schedule of Contribution to Local Government Employees' Retirement System
- Schedule of Changes in Total Pension Liability – Law Enforcement Separation Allowance.
- Schedule of Total Pension Liability as a Percentage of Covered Payroll – Law Enforcement Separation Allowance.
- Schedule of Changes in Total OPEB Liability



**City of Roanoke Rapids, North Carolina**  
**City of Roanoke Rapids' Proportionate Share of Net Pension Liability (Asset)**  
**Required Supplementary Information**  
**Last Seven Fiscal Years**

**Local Government Employees' Retirement System**

	2020	2019	2018	2017	2016	2015	2014
City of Roanoke Rapids' proportion of the net pension liability (asset) (%)	0.09819%	0.10312%	0.10436%	0.10706%	0.11294%	0.08680%	0.13200%
City of Roanoke Rapids' proportion of the net pension liability (asset) (\$)	\$ 2,681,492	\$ 2,446,359	\$ 1,594,332	\$ 2,272,172	\$ 506,868	\$ (511,900)	\$ 1,243,956
City of Roanoke Rapids' covered-employee payroll	\$ 6,443,428	\$ 6,416,353	\$ 6,266,167	\$ 5,813,525	\$ 5,647,194	\$ 5,395,410	\$ 5,227,872
City of Roanoke Rapids' proportionate share of the net pension liability (asset) as a percentage of its covered-employee payroll	41.62%	38.13%	25.44%	39.08%	8.98%	-9.49%	23.79%
Plan fiduciary net position as a percentage of the total pension liability	91.63%	94.18%	91.47%	98.09%	99.07%	102.64%	94.35%

**City of Roanoke Rapids, North Carolina**  
**City of Roanoke Rapids' Contributions**  
**Required Supplementary Information**  
**Last Seven Fiscal Years**

**Local Government Employees' Retirement System**

	<u>2020</u>	<u>2019</u>	<u>2018</u>	<u>2017</u>	<u>2016</u>	<u>2015</u>	<u>2014</u>
Contractually required contribution	\$ 581,116	\$ 506,414	\$ 491,876	\$ 465,986	\$ 392,779	\$ 399,046	\$ 381,057
Contributions in relation to the contractually required contributions	<u>581,116</u>	<u>506,414</u>	<u>491,876</u>	<u>465,986</u>	<u>392,779</u>	<u>399,046</u>	<u>381,057</u>
Contribution deficiency (excess)	<u>\$ -</u>	<u>\$ -</u>	<u>\$ -</u>	<u>\$ -</u>	<u>\$ -</u>	<u>\$ -</u>	<u>\$ -</u>
City of Roanoke Rapids's covered-employee payroll	\$6,427,818	\$6,443,428	\$6,416,353	\$6,266,167	\$5,813,525	\$ 5,647,194	\$5,395,410
Contributions as a percentage of covered-employee payroll	9.04%	7.86%	7.67%	7.44%	6.76%	7.07%	7.06%

**City of Roanoke Rapids, North Carolina**  
**Schedule of Changes in Total Pension Liability**  
**Law Enforcement Officers' Special Separation Allowance**  
**June 30, 2020**

	<u>2020</u>	<u>2019</u>	<u>2018</u>	<u>2017</u>
Beginning balance	\$ 1,305,115	\$ 1,390,938	\$ 1,328,293	\$ 1,366,542
Service cost	51,340	57,764	50,193	52,384
Interest on the total pension liability	45,032	42,130	49,177	46,838
Changes of benefit terms	-	-	-	-
Differences between expected and actual experience in the measurement of the total pension liability	(59,404)	(21,880)	(3,145)	-
Changes of assumptions or other inputs	36,987	(48,409)	75,000	(28,379)
Benefit payments	(135,968)	(115,428)	(108,580)	(109,092)
Other changes	-	-	-	-
Ending balance of the total pension liability	<u>\$ 1,243,102</u>	<u>\$ 1,305,115</u>	<u>\$ 1,390,938</u>	<u>\$ 1,328,293</u>

Notes to the schedules:

The amounts presented for each fiscal year were determined as of the prior fiscal year ending December 31.

**City of Roanoke Rapids, North Carolina**  
**Schedule of Total Pension Liability as a Percentage of Covered Payroll**  
**Law Enforcement Officers' Special Separation Allowance**  
**June 30, 2020**

	<u>2020</u>	<u>2019</u>	<u>2018</u>	<u>2017</u>
Total pension liability	\$ 1,243,102	\$ 1,305,115	\$ 1,390,938	\$ 1,328,293
Covered payroll	1,758,624	1,899,639	1,831,959	1,849,950
Total pension liability as a percentage of covered payroll	70.69%	68.70%	75.93%	71.80%

Notes to the schedules:

The City of Roanoke Rapids has no assets accumulated in a trust that meets the criteria in paragraph 4 of GASB Statement 73 to pay related benefits.

**City of Roanoke Rapids, North Carolina**  
**Schedule of Changes in the Total OPEB Liability and Related Ratios**  
**June 30, 2020**

<b>Total OPEB Liability</b>	<u><b>2019</b></u>	<u><b>2018</b></u>	<u><b>2017</b></u>
Service Cost	\$ 281,400	\$ 304,791	\$ 304,791
Interest	257,429	223,226	223,226
Change in benefit terms	-	-	-
Difference between expected and actual experience	(108,619)	(35,295)	(35,295)
Changes of assumptions or other inputs	(231,306)	(400,570)	(400,570)
Benefit payments and implicit subsidy credit	<u>(253,723)</u>	<u>(300,537)</u>	<u>(300,537)</u>
Net Change in Total OPEB Liability	(54,819)	(208,385)	(208,385)
Total OPEB Liability - beginning	<u>7,356,915</u>	<u>7,565,300</u>	<u>7,565,300</u>
Total OPEB Liability - ending	<u><u>\$7,302,096</u></u>	<u><u>\$7,356,915</u></u>	<u><u>\$7,356,915</u></u>
Covered Payroll	\$5,479,393	\$5,479,393	\$5,479,393
Total OPEB Liability as a Percentage of Covered Payroll	133.26%	134.27%	134.27%

**Notes to Schedule**

Changes of Assumptions: Changes of assumptions and other inputs reflect the effects of changes in the discount rate of each period. The following are the discount rates used in each period:

<u><b>Fiscal Year</b></u>	<u><b>Rate</b></u>
2019	3.89%
2018	3.56%
2017	3.56%

**City of Roanoke Rapids, North Carolina**  
**General Fund**  
**Schedule of Revenues, Expenditures, and**  
**Changes in Fund Balance - Budget and Actual**  
**For the Year Ended June 30, 2020**

	<u>Budget</u>	<u>Actual</u>	<b>Variance Favorable (Unfavorable)</b>
<b>Revenues:</b>			
Ad Valorem Taxes:			
Current year	\$ -	\$ 7,807,162	\$ -
Prior years	-	65,011	-
Penalties and interest	-	39,115	-
Total	<u>\$ 7,875,157</u>	<u>\$ 7,911,288</u>	<u>\$ 36,131</u>
Other Taxes and Licenses:			
Motor vehicle license	\$ 200	\$ 142	\$ (58)
Lease vehicle	19,307	24,249	4,942
Holdharmless revenue	969,330	918,636	(50,694)
Total	<u>\$ 988,837</u>	<u>\$ 943,027</u>	<u>\$ (45,810)</u>
Unrestricted Intergovernmental:			
Local option sales tax	\$ 2,433,800	\$ 2,423,746	\$ (10,054)
Payments in lieu of taxes	33,000	-	(33,000)
Beer and wine tax	72,000	63,389	(8,611)
ABC profits	41,200	47,834	6,634
Occupancy tax	4,000	4,182	182
Utility franchise tax	1,447,529	1,447,428	(101)
Total	<u>\$ 4,031,529</u>	<u>\$ 3,986,579</u>	<u>\$ (44,950)</u>
Restricted Intergovernmental:			
"State Street Aid" allocation	\$ 439,162	\$ 431,082	\$ (8,080)
Grant funds	216,538	465,309	248,771
Solid waste disposal tax	11,048	11,153	105
Drug enforcement revenue	-	14,726	14,726
Total	<u>\$ 666,748</u>	<u>\$ 922,270</u>	<u>\$ 255,522</u>
Inspection Fees and Permits	<u>\$ 130,581</u>	<u>\$ 97,537</u>	<u>\$ (33,044)</u>
Investment Earnings	<u>\$ 50,555</u>	<u>\$ 29,007</u>	<u>\$ (21,548)</u>

**City of Roanoke Rapids, North Carolina**  
**General Fund**  
**Schedule of Revenues, Expenditures, and**  
**Changes in Fund Balance - Budget and Actual**  
**For the Year Ended June 30, 2020**

	<u>Budget</u>	<u>Actual</u>	<u>Variance Favorable (Unfavorable)</u>
<b>Revenues: (continued)</b>			
Sales and Services:			
Cemetery lots	\$ 107,694	\$ 114,811	\$ 7,117
Rents, concessions, & other fees	253,428	241,258	(12,170)
Solid waste user fees	1,554,080	1,294,766	(259,314)
Roanoke Rapids Theater income	-	-	-
Municipal ordinance violations	25,000	29,936	4,936
Total	<u>\$ 1,940,202</u>	<u>\$ 1,680,771</u>	<u>\$ (259,431)</u>
Miscellaneous:			
Miscellaneous	\$ 50,530	\$ 48,165	(2,365)
Sale of materials	45,000	10,916	(34,084)
Total	<u>\$ 95,530</u>	<u>\$ 59,081</u>	<u>\$ (36,449)</u>
Total Revenues	<u>\$ 15,779,139</u>	<u>\$ 15,629,560</u>	<u>\$ (149,579)</u>
<b>Expenditures:</b>			
Governing Body:			
City Council:			
Salaries & employee benefits		\$ 43,337	
Operating expenses		3,999	
Total	<u>\$ 52,070</u>	<u>\$ 47,336</u>	<u>\$ 4,734</u>
Administration:			
Salaries & employee benefits		\$ 288,606	
Operating expenses		25,152	
Capital outlay		-	
Total	<u>\$ 320,319</u>	<u>\$ 313,758</u>	<u>\$ 6,561</u>
Finance			
Salaries & employee benefits		\$ 250,047	
Operating expenses		28,672	
Capital outlay		-	
Total	<u>\$ 278,897</u>	<u>\$ 278,719</u>	<u>\$ 178</u>
Information System:			
Salaries & employee benefits		\$ -	
Operating expenses		44,565	
Total	<u>\$ 52,410</u>	<u>\$ 44,565</u>	<u>\$ 7,845</u>

**City of Roanoke Rapids, North Carolina**  
**General Fund**  
**Schedule of Revenues, Expenditures, and**  
**Changes in Fund Balance - Budget and Actual**  
**For the Year Ended June 30, 2020**

	<u>Budget</u>	<u>Actual</u>	<u>Variance Favorable (Unfavorable)</u>
<b>Expenditures: (continued)</b>			
General Government: (continued)			
Tax/Revenue Collections:			
Salaries & employee benefits		\$ 115,483	
Operating expenses		6,313	
Collection costs		165,569	
Total	<u>\$ 289,147</u>	<u>\$ 287,365</u>	<u>\$ 1,782</u>
Legal:			
Professional services		\$ 27,815	
Operating expenses		-	
Total	<u>\$ 29,200</u>	<u>\$ 27,815</u>	<u>\$ 1,385</u>
Government Buildings:			
Salaries & employee benefits		\$ 34,437	
Operating expenses		54,985	
Capital outlay		-	
Total	<u>\$ 92,740</u>	<u>\$ 89,422</u>	<u>\$ 3,318</u>
Central Garage:			
Salaries & employee benefits		\$ 267,718	
Vehicle maintenance		1,650	
Operating expenses		11,097	
Capital outlay		-	
Total	<u>\$ 283,678</u>	<u>\$ 280,465</u>	<u>\$ 3,213</u>
Miscellaneous:			
Salaries and employee benefits		\$ 49,677	
Retiree health insurance		122,916	
E-911 system cost		345,186	
Carolina Chips incentive payment		253,126	
Uninsured loss expenditures		65,765	
Elections		3,208	
Capital outlay		-	
Total	<u>\$ 1,672,362</u>	<u>\$ 839,878</u>	<u>\$ 832,484</u>
Total General Government	<u>\$ 3,070,823</u>	<u>\$ 2,209,323</u>	<u>\$ 861,500</u>



**City of Roanoke Rapids, North Carolina**  
**General Fund**  
**Schedule of Revenues, Expenditures, and**  
**Changes in Fund Balance - Budget and Actual**  
**For the Year Ended June 30, 2020**

	<u>Budget</u>	<u>Actual</u>	<u>Variance Favorable (Unfavorable)</u>
<b>Expenditures: (continued)</b>			
Public Safety:			
Police:			
Salaries & employee benefits		\$ 2,913,329	
Vehicle maintenance		133,333	
Operating expenses		203,698	
Capital outlay		8,500	
Total	<u>\$ 3,314,702</u>	<u>\$ 3,258,860</u>	<u>\$ 55,842</u>
Fire:			
Salaries & employee benefits		\$ 1,801,324	
Vehicle maintenance		45,731	
Operating expenses		135,350	
Capital outlay		-	
Total	<u>\$ 2,182,964</u>	<u>\$ 1,982,405</u>	<u>\$ 200,559</u>
Total Public Safety	<u>\$ 5,497,666</u>	<u>\$ 5,241,265</u>	<u>\$ 256,401</u>
Transportation:			
Streets Repair and Construction:			
Salaries & employee benefits		\$ 635,277	
Vehicle maintenance		61,574	
Operating expenses		128,528	
Street lights		455,892	
Contracted services		25,000	
Capital outlay		307,756	
Total	<u>\$ 1,868,864</u>	<u>\$ 1,614,027</u>	<u>\$ 254,837</u>
Public Works:			
Salaries & employee benefits		\$ 369,671	
Vehicle maintenance		1,863	
Operating expenses		91,953	
Capital outlay		-	
Total	<u>\$ 508,530</u>	<u>\$ 463,487</u>	<u>\$ 45,043</u>
Total Transportation	<u>\$ 2,377,394</u>	<u>\$ 2,077,514</u>	<u>\$ 299,880</u>

**City of Roanoke Rapids, North Carolina**  
**General Fund**  
**Schedule of Revenues, Expenditures, and**  
**Changes in Fund Balance - Budget and Actual**  
**For the Year Ended June 30, 2020**

	<u>Budget</u>	<u>Actual</u>	<u>Variance Favorable (Unfavorable)</u>
<b>Expenditures: (continued)</b>			
Environmental Protection:			
Sanitation - Solid Waste Division:			
Salaries & employee benefits		\$ 285,447	
Landfill tipping fees		303,032	
Vehicle maintenance		108,985	
Operating expenses		9,865	
Capital outlay		-	
Total	<u>\$ 803,029</u>	<u>\$ 707,329</u>	<u>\$ 95,700</u>
Sanitation - Refuse Division:			
Salaries & employee benefits		\$ 210,234	
Refuse tipping fees		95,716	
Vehicle maintenance		85,043	
Operating expenses		53,281	
Capital outlay		-	
Total	<u>\$ 487,528</u>	<u>\$ 444,274</u>	<u>\$ 43,254</u>
Cemetery:			
Salaries & employee benefits		\$ 105,521	
Vehicle maintenance		2,633	
Operating expenses		10,304	
Capital outlay		-	
Total	<u>\$ 125,824</u>	<u>\$ 118,458</u>	<u>\$ 7,366</u>
Property Maintenance:			
Salaries & employee benefits		\$ 490,756	
Vehicle maintenance		23,210	
Operating expenses		15,582	
Capital outlay		10,612	
Total	<u>\$ 542,305</u>	<u>\$ 540,160</u>	<u>\$ 2,145</u>
Total Environmental Protection	<u>\$ 1,958,686</u>	<u>\$ 1,810,221</u>	<u>\$ 148,465</u>

**City of Roanoke Rapids, North Carolina**  
**General Fund**  
**Schedule of Revenues, Expenditures, and**  
**Changes in Fund Balance - Budget and Actual**  
**For the Year Ended June 30, 2020**

	<u>Budget</u>	<u>Actual</u>	<u>Variance Favorable (Unfavorable)</u>
<b>Expenditures: (continued)</b>			
Economic and Physical Development:			
Planning and Development:			
Salaries & employee benefits		\$ 482,305	
Operating expenses		30,254	
Vehicle maintenance		2,554	
Capital outlay		-	
Economic development		-	
Total	<u>\$ 596,267</u>	<u>\$ 515,113</u>	<u>\$ 81,154</u>
Miscellaneous:			
Main Street contribution		\$ 63,762	
Rescue squad		17,000	
Other		197,965	
Capital outlay		-	
Total	<u>\$ 284,915</u>	<u>\$ 278,727</u>	<u>\$ 6,188</u>
Total Economic and Physical Development	<u>\$ 881,182</u>	<u>\$ 793,840</u>	<u>\$ 87,342</u>
Cultural and Recreational:			
Davis Recreation:			
Salaries & employee benefits		\$ 301,441	
Vehicle maintenance		898	
Operating expenses		63,098	
Capital outlay		5,896	
Total	<u>\$ 387,105</u>	<u>\$ 371,333</u>	<u>\$ 15,772</u>
Roanoke Canal Museum:			
Salaries & employee benefits		\$ 64,330	
Operating expenses		32,973	
Total	<u>\$ 105,889</u>	<u>\$ 97,303</u>	<u>\$ 8,586</u>
Roanoke Rapids Theater:			
Salaries & employee benefits		\$ -	
Operating expenses		-	
Total	<u>\$ -</u>	<u>\$ -</u>	<u>\$ -</u>

**City of Roanoke Rapids, North Carolina**  
**General Fund**  
**Schedule of Revenues, Expenditures, and**  
**Changes in Fund Balance - Budget and Actual**  
**For the Year Ended June 30, 2020**

	<u>Budget</u>	<u>Actual</u>	<u>Variance Favorable (Unfavorable)</u>
<b>Expenditures: (continued)</b>			
Cultural and Recreational: (continued)			
Aquatic Center:			
Salaries & employee benefits		\$ 72,439	
Operating expenses		97,907	
Capital outlay		5,513	
Total	<u>\$ 218,810</u>	<u>\$ 175,859</u>	<u>\$ 42,951</u>
Parks:			
Salaries & employee benefits		\$ 347,509	
Vehicle maintenance		15,628	
Operating expenses		68,551	
Capital outlay		-	
Total	<u>\$ 501,145</u>	<u>\$ 431,688</u>	<u>\$ 69,457</u>
Chaloner Recreation:			
Salaries & employee benefits		\$ 51,904	
Operating expenses		21,657	
Capital outlay		-	
Total	<u>\$ 94,420</u>	<u>\$ 73,561</u>	<u>\$ 20,859</u>
Senior Citizens Center:			
Salaries & employee benefits		\$ 68,412	
Operating expenses		26,242	
Vehicle maintenance		1,464	
Capital outlay		8,554	
Total	<u>\$ 131,574</u>	<u>\$ 104,672</u>	<u>\$ 26,902</u>
Community Center:			
Salaries & employee benefits		\$ 6,012	
Operating expenses		64,670	
Capital outlay		-	
Total	<u>\$ 109,165</u>	<u>\$ 70,682</u>	<u>\$ 38,483</u>
Library:			
Salaries & employee benefits		\$ 168,344	
Operating expenses		81,060	
Capital outlay		-	
Total	<u>\$ 340,784</u>	<u>\$ 249,404</u>	<u>\$ 91,380</u>

**City of Roanoke Rapids, North Carolina**  
**General Fund**  
**Schedule of Revenues, Expenditures, and**  
**Changes in Fund Balance - Budget and Actual**  
**For the Year Ended June 30, 2020**

	<u>Budget</u>	<u>Actual</u>	<u>Variance Favorable (Unfavorable)</u>
<b>Expenditures: (continued)</b>			
Cultural and Recreational: (continued)			
Andrews Meeting Hall:			
Operating expenses		\$ 10,320	
Capital outlay		-	
Total	<u>\$ 16,450</u>	<u>\$ 10,320</u>	<u>\$ 6,130</u>
Total Cultural and Recreational	<u>\$ 1,905,342</u>	<u>\$ 1,584,822</u>	<u>\$ 320,520</u>
Debt Service:			
Bond/debt principal amount		\$ 1,684,927	
Interest on debt		323,692	
Bond/service commissions		-	
Total Debt Service	<u>\$ 1,486,814</u>	<u>\$ 2,008,619</u>	<u>\$ (521,805)</u>
Total Expenditures	<u>\$ 17,177,907</u>	<u>\$ 15,725,604</u>	<u>\$ 1,452,303</u>
Revenues Over (Under) Expenditures	<u>\$ (1,398,768)</u>	<u>\$ (96,044)</u>	<u>\$ 1,302,724</u>
Other Financing Sources (Uses):			
Fund balance appropriated	\$ 1,398,768	\$ -	\$ (1,398,768)
Transfer from other funds	-	-	-
Installment financing	-	-	-
Total Other Financing Sources (Uses)	<u>\$ 1,398,768</u>	<u>\$ -</u>	<u>\$ (1,398,768)</u>
Revenues and Other Financing Sources Over Expenditures and Other Uses	<u>\$ -</u>	<u>\$ (96,044)</u>	<u>\$ (96,044)</u>
Fund Balance, Beginning of Year		<u>4,255,156</u>	
Fund Balance, End of Year		<u>\$ 4,159,112</u>	

**City of Roanoke Rapids, North Carolina**  
**Combining Balance Sheet**  
**Non-major Governmental Funds**  
**June 30, 2020**

	<b>Fire Station #2 Project</b>	<b>USDA Rural Development Garage Door Project</b>	<b>Downtown Revitalization</b>	<b>Clean Water Management Trust Fund</b>	<b>Total Nonmajor Capital Projects Funds</b>
<b>Assets</b>					
Cash and cash equivalents	\$ 22	\$ -	\$ 1,410	\$ 19,512	\$ 20,944
Due from other governments	-	-	-	-	-
Grant receivable	-	-	-	-	-
Due from other funds	-	3,446	-	-	3,446
Accounts receivable	-	-	-	-	-
Total Assets	<u>\$ 22</u>	<u>\$ 3,446</u>	<u>\$ 1,410</u>	<u>\$ 19,512</u>	<u>\$ 24,390</u>
<b>Liabilities and Fund Balances</b>					
Liabilities:					
Accounts payable & accrued liabilities	\$ -	\$ -	\$ -	\$ 1,500	\$ 1,500
Due to Other Funds	-	-	-	-	-
Total Liabilities	<u>\$ -</u>	<u>\$ -</u>	<u>\$ -</u>	<u>\$ 1,500</u>	<u>\$ 1,500</u>
Fund balances:					
Reserved by state statute	\$ -	\$ 3,446	\$ -	\$ -	\$ 3,446
Unassigned	22	-	1,410	18,012	19,444
Total Fund Balances	<u>\$ 22</u>	<u>\$ 3,446</u>	<u>\$ 1,410</u>	<u>\$ 18,012</u>	<u>\$ 22,890</u>
Total Liabilities and Fund Balances	<u>\$ 22</u>	<u>\$ 3,446</u>	<u>\$ 1,410</u>	<u>\$ 19,512</u>	<u>\$ 24,390</u>

(continued)

**City of Roanoke Rapids, North Carolina**  
**Combining Balance Sheet**  
**Non-major Governmental Funds**  
**June 30, 2020**

(continued)

	<b>Special Revenue Funds</b>			<b>Total Nonmajor Governmental Funds</b>
	<b>Local Law Enforcement Grant Fund</b>	<b>Hodgestown Project</b>	<b>Total Nonmajor Special Revenue Funds</b>	
<b>Assets</b>				
Cash and cash equivalents	\$ 1,831	\$ 2,498	\$ 4,329	\$ 25,273
Due from other governments	-	-	-	-
Grant receivable	-	-	-	-
Due from other funds	-	-	-	3,446
Accounts receivable	-	-	-	-
Total Assets	<u>\$ 1,831</u>	<u>\$ 2,498</u>	<u>\$ 4,329</u>	<u>\$ 28,719</u>
<b>Liabilities and Fund Balances</b>				
Liabilities:				
Accounts payable & accrued liabilities	\$ -	\$ -	\$ -	\$ 1,500
Due to General Fund	-	-	-	-
Total Liabilities	<u>\$ -</u>	<u>\$ -</u>	<u>\$ -</u>	<u>\$ 1,500</u>
Fund balances:				
Reserved by state statute	\$ -	\$ -	\$ -	\$ 3,446
Unassigned	1,831	2,498	4,329	23,773
Total Fund Balances	<u>\$ 1,831</u>	<u>\$ 2,498</u>	<u>\$ 4,329</u>	<u>\$ 27,219</u>
Total Liabilities and Fund Balances	<u>\$ 1,831</u>	<u>\$ 2,498</u>	<u>\$ 4,329</u>	<u>\$ 28,719</u>

**City of Roanoke Rapids, North Carolina**  
**Combining Statement of Revenues, Expenditures, and Changes in Fund Balance**  
**Non-major Governmental Funds**  
**For the Year Ended June 30, 2020**

	<b>Fire Station #2 Project</b>	<b>USDA Rural Development Garage Door Project</b>	<b>Downtown Revitalization</b>	<b>Clean Water Management Trust Fund</b>	<b>Total Nonmajor Capital Projects Funds</b>
<b>Revenues</b>					
Ad valorem taxes	\$ -	\$ -	\$ -	\$ -	\$ -
Restricted intergovernmental	-	-	-	-	-
Other taxes and licenses	-	-	-	-	-
Miscellaneous	-	-	-	-	-
Investment earnings	-	-	-	-	-
Sale of fixed assets	-	-	-	-	-
<b>Total Revenues</b>	<b>\$ -</b>	<b>\$ -</b>	<b>\$ -</b>	<b>\$ -</b>	<b>\$ -</b>
<b>Expenditures</b>					
Current:					
Economic & physical development	\$ -	\$ -	\$ 5,337	\$ -	\$ 5,337
Capital outlay	-	-	-	-	-
<b>Total Expenditures</b>	<b>\$ -</b>	<b>\$ -</b>	<b>\$ 5,337</b>	<b>\$ -</b>	<b>\$ 5,337</b>
Excess (Deficiency) of Revenues Over Expenditures	\$ -	\$ -	\$ (5,337)	\$ -	\$ (5,337)
<b>Other Financing</b>					
<b>Sources (Uses):</b>					
Transfers (to) from other funds	\$ -	\$ -	\$ -	\$ -	\$ -
Local contributions	-	-	-	-	-
<b>Total Other Financing Sources (uses)</b>	<b>\$ -</b>	<b>\$ -</b>	<b>\$ -</b>	<b>\$ -</b>	<b>\$ -</b>
<b>Net Change in Fund Balances</b>	<b>\$ -</b>	<b>\$ -</b>	<b>\$ (5,337)</b>	<b>\$ -</b>	<b>\$ (5,337)</b>
<b>Fund Balances:</b>					
Beginning of year, July 1	22	3,446	6,747	18,012	28,227
<b>End of year, June 30</b>	<b>\$ 22</b>	<b>\$ 3,446</b>	<b>\$ 1,410</b>	<b>\$ 18,012</b>	<b>\$ 22,890</b>

(continued)



**City of Roanoke Rapids, North Carolina**  
**Combining Statement of Revenues, Expenditures, and Changes in Fund Balance**  
**Non-major Governmental Funds**  
**For the Year Ended June 30, 2020**

(continued)

	<b>Special Revenue Funds</b>			<b>Total Nonmajor Governmental Funds</b>
	<b>Local Law Enforcement Grant Fund</b>	<b>Hodgestown Project</b>	<b>Total Nonmajor Special Revenue Funds</b>	
<b>Revenues</b>				
Ad valorem taxes	\$ -	\$ -	\$ -	\$ -
Restricted intergovernmental	-	-	-	-
Other taxes and licenses	-	-	-	-
Miscellaneous	-	-	-	-
Investment earnings	1	-	1	1
Sale of fixed assets	-	-	-	-
Total Revenues	<u>\$ 1</u>	<u>\$ -</u>	<u>\$ 1</u>	<u>\$ 1</u>
<b>Expenditures</b>				
Current:				
Economic & physical development	\$ -	\$ -	\$ -	\$ 5,337
Capital outlay	-	-	-	-
Total Expenditures	<u>\$ -</u>	<u>\$ -</u>	<u>\$ -</u>	<u>\$ 5,337</u>
Excess (Deficiency) of Revenues Over Expenditures	<u>\$ 1</u>	<u>\$ -</u>	<u>\$ 1</u>	<u>\$ (5,336)</u>
<b>Other Financing Sources (Uses):</b>				
Transfers (to) from other funds	\$ -	\$ -	\$ -	\$ -
Financing proceeds	-	-	-	-
Total Other Financing Sources (uses)	<u>\$ -</u>	<u>\$ -</u>	<u>\$ -</u>	<u>\$ -</u>
Net Change in Fund Balances	\$ 1	\$ -	\$ 1	\$ (5,336)
<b>Fund Balances:</b>				
Beginning of year, July 1	1,830	2,498	4,328	32,555
Prior period adjustment	-	-	-	-
End of year, June 30	<u>\$ 1,831</u>	<u>\$ 2,498</u>	<u>\$ 4,329</u>	<u>\$ 27,219</u>

**City of Roanoke Rapids, North Carolina**  
**Special Revenue Funds - Local Law Enforcement Grant Fund**  
**Schedule of Revenues, Expenditures, and**  
**Changes in Fund Balance - Budget and Actual**  
**From Inception and For the Fiscal Year Ended June 30, 2020**

	<u>Project Authorization</u>	<u>Actual</u>		<u>Total to Date</u>	<u>Variance Favorable (Unfavorable)</u>
		<u>Prior Years</u>	<u>Current Year</u>		
<b>Revenues:</b>					
Investment earnings	\$ 150	\$ 348	\$ 1	\$ 349	\$ 199
Federal grant	48,100	63,553	-	63,553	15,453
Total Revenues	\$ 48,250	\$ 63,901	\$ 1	\$ 63,902	\$ 15,652
<b>Expenditures:</b>					
Capital outlay	53,405	66,415	-	66,415	(13,010)
Revenues Over (Under) Expenditures	\$ (5,155)	\$ (2,514)	\$ 1	\$ (2,513)	\$ 2,642
<b>Other Financing Sources:</b>					
Transfer in	5,155	4,344	-	4,344	(811)
Revenues and Other Financing Sources Over (Under) Expenditures	\$ -	\$ 1,830	\$ 1	\$ 1,831	\$ 1,831
<b>Fund Balance:</b>					
Beginning of year, July 1			1,830		
End of year, June 30			\$ 1,831		

**City of Roanoke Rapids, North Carolina**  
**Special Revenue Funds - Hodgestown Project**  
**Statement of Revenues, Expenditures, and**  
**Changes in Fund Balance - Budget and Actual**  
**From Inception and For the Fiscal Year Ended June 30, 2020**

	Project Authorization	Actual			Variance Favorable (Unfavorable)
		Prior Years	Current Year	Total to Date	
<b>Revenues:</b>					
Investment earnings	\$ -	\$ 10,201	\$ -	\$ 10,201	\$ 10,201
Sale of fixed assets	165,000	95,008	-	95,008	(69,992)
Roanoke Rapids Sanitary					
District contribution	19,860	16,519	-	16,519	(3,341)
Spring Street reimbursement	-	8,500	-	8,500	8,500
Total Revenues	<u>\$ 184,860</u>	<u>\$ 130,228</u>	<u>\$ -</u>	<u>\$ 130,228</u>	<u>\$ (54,632)</u>
<b>Expenditures:</b>					
Contracted services	\$ 41,371	\$ 40,375	\$ -	\$ 40,375	\$ 996
Miscellaneous	139,882	-	-	-	139,882
Engineering and design	32,700	-	-	-	32,700
Testing of materials	2,500	-	-	-	2,500
Street/Utility Construction	115,719	87,636	-	87,636	28,083
Contingency	54,525	1,183	-	1,183	53,342
Total Expenditures	<u>\$ 386,697</u>	<u>\$ 129,194</u>	<u>\$ -</u>	<u>\$ 129,194</u>	<u>\$ 257,503</u>
Revenues Over (Under) Expenditures	<u>\$ (201,837)</u>	<u>\$ 1,034</u>	<u>\$ -</u>	<u>\$ 1,034</u>	<u>\$ 202,871</u>
<b>Other Financing Sources:</b>					
Transfers in (out)	\$ 42,270	\$ 1,464	\$ -	\$ 1,464	\$ (40,806)
Fund balance appropriated	159,567	-	-	-	(159,567)
Total Other Financing Sources (Uses)	<u>\$ 201,837</u>	<u>\$ 1,464</u>	<u>\$ -</u>	<u>\$ 1,464</u>	<u>\$ (200,373)</u>
Revenues and Other Financing Sources Over (Under) Expenditures	<u>\$ -</u>	<u>\$ 2,498</u>	<u>\$ -</u>	<u>\$ 2,498</u>	<u>\$ 2,498</u>
<b>Fund Balance:</b>					
Beginning of year, July 1			<u>2,498</u>		
End of year, June 30			<u>\$ 2,498</u>		

**City of Roanoke Rapids, North Carolina**  
**Capital Project Funds - Clean Water Management Trust Grant Fund**  
**Statement of Revenues, Expenditures, and**  
**Changes in Fund Balance - Budget and Actual**  
**From Inception and For the Fiscal Year Ended June 30, 2020**

	Project Authorization	Actual			Variance Favorable (Unfavorable)
		Prior Years	Current Year	Total to Date	
<b>Revenues:</b>					
Interest earned	\$ -	\$ 6,607	\$ -	\$ 6,607	\$ 6,607
NC Clean Water Management Trust fund	551,000	518,999	-	518,999	(32,001)
Total Revenues	\$ 551,000	\$ 525,606	\$ -	\$ 525,606	\$ (25,394)
<b>Expenditures:</b>					
Clearing, erosion control	\$ 47,915	\$ 47,915	\$ -	\$ 47,915	\$ -
Earthwork, Geotextile Place	102,842	102,841	-	102,841	1
Vegetation	66,286	66,286	-	66,286	-
Streambank stabilization materials	117,495	117,495	-	117,495	-
Bridge replacement	57,497	57,497	-	57,497	-
Relocate utilities	10,000	8,341	-	8,341	1,659
Mobilization/demobilization	25,213	20,257	-	20,257	4,956
Observation/drawings	30,100	30,100	-	30,100	-
Water quality monitoring	30,000	35,000	-	35,000	(5,000)
Permitting	10,000	10,000	-	10,000	-
Contingencies	34,290	-	-	-	34,290
Final report preparation	5,000	-	-	-	5,000
Public education	2,500	2,500	-	2,500	-
Project management/bidding	14,362	14,362	-	14,362	-
Total Expenditures	\$ 553,500	\$ 512,594	\$ -	\$ 512,594	\$ 40,906
Revenues Over (Under) Expenditures	\$ (2,500)	\$ 13,012	\$ -	\$ 13,012	\$ (15,512)
<b>Other Financing Sources:</b>					
Transfer in	2,500	5,000	-	5,000	2,500
Revenues and Other Financing Sources Over (Under) Expenditures	\$ -	\$ 18,012	\$ -	\$ 18,012	\$ 18,012
<b>Fund Balance:</b>					
Beginning of year, July 1			18,012		
End of year, June 30			\$ 18,012		

**City of Roanoke Rapids, North Carolina**  
**Capital Project Funds - Fire Station #2 Project**  
**Statement of Revenues, Expenditures, and**  
**Changes in Fund Balance - Budget and Actual**  
**From Inception and For the Fiscal Year Ended June 30, 2020**

	<b>Project Authorization</b>	<b>Prior Years</b>	<b>Actual Current Year</b>	<b>Total to Date</b>	<b>Variance Favorable (Unfavorable)</b>
<b>Revenues:</b>					
Investment earnings	\$ -	\$ -	\$ -	\$ -	\$ -
Reimbursement from RR Sanitary District	12,500	12,500	-	12,500	-
Total Revenues	<u>\$ 12,500</u>	<u>\$ 12,500</u>	<u>\$ -</u>	<u>\$ 12,500</u>	<u>\$ -</u>
<b>Expenditures:</b>					
Site construction (On-site)	\$ 916	\$ 916	\$ -	\$ 916	\$ -
Building construction	1,399,861	1,370,202	-	1,370,202	29,659
Engineering testing	12,000	1,494	-	1,494	10,506
Architectural fees	112,062	92,820	-	92,820	19,242
Telephones	7,500	4,155	-	4,155	3,345
Furniture	15,000	14,028	-	14,028	972
Contingency	65,161	-	-	-	65,161
Total Expenditures	<u>\$ 1,612,500</u>	<u>\$ 1,483,615</u>	<u>\$ -</u>	<u>\$ 1,483,615</u>	<u>\$ 128,885</u>
Revenues Over (Under) Expenditures	\$ (1,600,000)	\$(1,471,115)	\$ -	\$(1,471,115)	\$ 128,885
Other Financing Sources (Uses): USDA Loan	<u>1,600,000</u>	<u>1,485,123</u>	<u>-</u>	<u>1,485,123</u>	<u>(114,877)</u>
Revenues and Other Financing Sources Over (Under) Expenditures	<u>\$ -</u>	<u>\$ 14,008</u>	<u>\$ -</u>	<u>\$ 14,008</u>	<u>\$ 14,008</u>
<b>Fund Balance:</b>					
Beginning of year, July 1			<u>22</u>		
End of year, June 30			<u>\$ 22</u>		

**City of Roanoke Rapids, North Carolina**  
**Capital Project Funds - USDA Rural Development Garage Door Project**  
**Statement of Revenues, Expenditures, and**  
**Changes in Fund Balance - Budget and Actual**  
**From Inception and For the Fiscal Year Ended June 30, 2020**

	<u>Project Authorization</u>	<u>Prior Years</u>	<u>Actual</u>		<u>Total to Date</u>	<u>Variance Favorable (Unfavorable)</u>
			<u>Current Year</u>			
<b>Revenues:</b>						
USDA Grant	\$ 11,000	\$ 11,000	\$ -	\$ 11,000	\$ -	
USDA Loan	21,000	21,000	-	21,000	-	
Total Revenues	<u>\$ 32,000</u>	<u>\$ 32,000</u>	<u>\$ -</u>	<u>\$ 32,000</u>	<u>\$ -</u>	
<b>Expenditures:</b>						
Design and engineering	\$ 3,500	\$ 2,500	\$ -	\$ 2,500	\$ 1,000	
Construction	28,500	26,054	-	26,054	2,446	
Total Expenditures	<u>\$ 32,000</u>	<u>\$ 28,554</u>	<u>\$ -</u>	<u>\$ 28,554</u>	<u>\$ 3,446</u>	
Revenues Over (Under) Expenditures	<u>\$ -</u>	<u>\$ 3,446</u>	<u>\$ -</u>	<u>\$ 3,446</u>	<u>\$ 3,446</u>	
<b>Fund Balance:</b>						
Beginning of year, July 1			<u>3,446</u>			
End of year, June 30			<u>\$ 3,446</u>			

**City of Roanoke Rapids, North Carolina**  
**Capital Project Funds - Downtown Revitalization**  
**Statement of Revenues, Expenditures, and**  
**Changes in Fund Balance - Budget and Actual**  
**From Inception and For the Fiscal Year Ended June 30, 2020**

	<u>Project Authorization</u>	<u>Prior Years</u>	<u>Actual Current Year</u>	<u>Total to Date</u>	<u>Variance Favorable (Unfavorable)</u>
<b>Revenues:</b>					
Econ Dev Grant - DOC	\$ 94,340	\$ 94,340	\$ -	\$ 94,340	\$ -
Total Revenues	<u>\$ 94,340</u>	<u>\$ 94,340</u>	<u>\$ -</u>	<u>\$ 94,340</u>	<u>\$ -</u>
<b>Expenditures:</b>					
Streetscape	\$ 35,000	\$ 35,000	\$ -	\$ 35,000	\$ -
Urban greenspace	54,340	52,593	337	52,930	1,410
Façade improvement	5,000	-	5,000	5,000	-
Total Expenditures	<u>\$ 94,340</u>	<u>\$ 87,593</u>	<u>\$ 5,337</u>	<u>\$ 92,930</u>	<u>\$ 1,410</u>
Revenues Over (Under) Expenditures	<u>\$ -</u>	<u>\$ 6,747</u>	<u>\$ (5,337)</u>	<u>\$ 1,410</u>	<u>\$ 1,410</u>
<b>Fund Balance:</b>					
Beginning of year, July 1			<u>6,747</u>		
End of year, June 30			<u>\$ 1,410</u>		

## **Other Schedules**

---

This section contains additional information on property taxes.

---

- Schedule of Ad Valorem Taxes Receivable
- Analysis of Current Tax Levy




**City of Roanoke Rapids, North Carolina**  
**General Fund**  
**Schedule of Ad Valorem Taxes Receivable**  
**June 30, 2020**

<b>Fiscal Year</b>	<b>Uncollected Balance June 30, 2019</b>	<b>Additions</b>	<b>Collections And Credits</b>	<b>Uncollected Balance June 30, 2020</b>
2019-2020	\$ -	\$ 7,917,875	\$ 7,804,462	\$ 113,413
2018-2019	76,884	-	32,550	44,334
2017-2018	38,312	-	6,720	31,592
2016-2017	21,594	-	2,204	19,390
2015-2016	20,202	-	1,976	18,226
2014-2015	19,710	-	2,330	17,380
2013-2014	23,010	-	2,434	20,576
2012-2013	24,508	-	1,936	22,572
2011-2012	27,731	-	5,471	22,260
2010-2011	25,457	-	5,453	20,004
2009-2010	14,516	-	639	13,877
2008-2009	68,355	-	68,355	-
Total	<u>\$ 360,279</u>	<u>\$ 7,917,875</u>	<u>\$ 7,934,530</u>	<u>\$ 343,624</u>
				<u>33,500</u>
				<u>\$ 310,124</u>
Reconciliation with Revenues:				
				\$ 7,911,288
				(5,998)
				68,355
				<u>(39,115)</u>
				<u>\$ 7,934,530</u>

**City of Roanoke Rapids, North Carolina**  
**Analysis of Current Tax Levy - City-wide Levy**  
**For the Fiscal Year Ended June 30, 2020**

	<b>Total Property Valuation</b>	<b>Rate</b>	<b>Amount of Levy</b>	<b>Total Levy</b>	
				<b>Property Excluding Registered Vehicles</b>	<b>Registered Vehicles</b>
Real Estate/Personal Property	\$ 1,026,504,455	0.651	\$ 6,682,544	\$ 6,682,544	\$ -
Motor Vehicles	127,783,871	0.651	831,873	-	831,873
Tax Levy	\$ 1,154,288,326		\$ 7,514,417	\$ 6,682,544	\$ 831,873
Afterlists & Discovery Billings	61,975,115	0.651	403,458	403,458	-
Net Levy	<u>\$ 1,216,263,441</u>		\$ 7,917,875	\$ 7,086,002	\$ 831,873
Less uncollected taxes at June 30, 2020			113,413	105,948	7,465
Current Year's Taxes Collected			<u>\$ 7,804,462</u>	<u>\$ 6,980,054</u>	<u>\$ 824,408</u>
Current Levy Collection Percentage			<u>98.57%</u>	<u>98.50%</u>	<u>99.10%</u>



Member  
North Carolina Association of  
Certified Public Accountants

Member  
American Institute of  
Certified Public Accountants

Report on Internal Control over Financial Reporting  
and on Compliance and Other Matters Based on an Audit  
of Financial Statements Performed in Accordance with  
*Government Auditing Standards*

Independent Auditor's Report

To the Honorable Mayor and  
Members of the City Council  
City of Roanoke Rapids, North Carolina

I have audited, in accordance with the auditing standards generally accepted in the United States of America and the standards applicable to financial audits contained in *Government Auditing Standards* issued by the Comptroller General of the United States, the financial statements of the governmental activities, each major fund, and the aggregate remaining fund information of the City of Roanoke Rapids, North Carolina as of and for the year ended June 30, 2020, and the related notes to the financial statements, which collectively comprise the City of Roanoke Rapids, North Carolina's basic financial statements, and have issued my report thereon dated December 1, 2020.

Internal Control over Financial Reporting

In planning and performing my audit of the financial statements, I considered the City of Roanoke Rapids, North Carolina's internal control over financial reporting to determine the audit procedures that are appropriate in the circumstances for the purpose of expressing an opinion on the financial statements, but not for the purpose of expressing an opinion on the effectiveness of the City's internal control over financial reporting. Accordingly, I do not express an opinion on the effectiveness of the City's internal control over financial reporting.

A deficiency in internal control exists when the design or operating of a control does not allow management or employees, in the normal course of performing their assigned functions, to prevent or detect and correct misstatements on a timely basis. A material weakness is a deficiency or combination of deficiencies in internal control, such that there is a reasonable possibility that a material misstatement of the City's financial statements will not be prevented or detected and corrected on a timely basis. A significant deficiency is a deficiency, or a combination of deficiencies, in internal control that is less severe than a material weakness, yet important enough to merit attention by those charged with governance.

My consideration of internal control over financial reporting was for the limited purpose described in the first paragraph of this section was not designed to identify all deficiencies in internal control that might be material weakness or significant deficiencies. I did not identify any deficiencies in internal control over financial reporting that I consider to be material weaknesses, as defined above. However, material weaknesses may exist that have not been identified.

### Compliance and Other Matters


As part of obtaining reasonable assurance about whether the City of Roanoke Rapids, North Carolina's financial statements are free of material misstatement, I performed tests of its compliance with certain provisions of laws, regulations, contracts, and grant agreements, noncompliance with which could have a direct and material effect on the determination of financial statements amounts. However, providing an opinion on compliance with those provisions was not an objective of my audit, and accordingly, I do not express such an opinion. The results of my tests disclosed no instances of noncompliance or other matters that are required to be reported under *Government Auditing Standards*.

### Purpose of this Report

The purpose of this report is solely to describe the scope of my testing of internal control and compliance and the result of that testing, and not to provide an opinion on the effectiveness of the entity's internal control or on compliance. This report is an integral part of an audit performed in accordance with *Government Auditing Standards* in considering the entity's internal control and compliance. Accordingly, this communication is not suitable for any other purpose.

A handwritten signature in black ink that reads "Gregory T. Redman, CPA". The signature is written in a cursive, flowing style.

Gregory T. Redman, CPA  
Tarboro, North Carolina  
December 1, 2020



Member  
North Carolina Association of  
Certified Public Accountants

Member  
American Institute of  
Certified Public Accountants

Report on Compliance with Requirements Applicable  
to each Major State Program and Internal control over  
Compliance in Accordance with OMB Uniform Guidance  
and the State Single Audit Implementation Act

Independent Auditor's Report

To the Honorable Mayor and  
Members of the City Council  
City of Roanoke Rapids, North Carolina

Report on Compliance for Each Major State Program

I have audited the City of Roanoke Rapids, North Carolina, compliance with the types of compliance requirements described in the *Audit Manual for Governmental Auditors in North Carolina* issued by the Local Government Commission, that could have a direct and material effect on each of the City of Roanoke Rapids, North Carolina's major State programs for the year ended June 30, 2020. The City of Roanoke Rapids, North Carolina's major State programs are identified in the summary of auditor's results section of the accompanying schedule of findings and questioned costs.

Management's Responsibility

Management is responsible for compliance with the requirements of laws, regulations, contracts, and grants applicable to its State programs.

Auditor's Responsibility

My responsibility is to express an opinion on compliance for each of the City of Roanoke Rapids, North Carolina's major State programs based on my audit of the types of compliance requirements referred to above. I conducted my audit of compliance in accordance with auditing standards generally accepted in the United States of America; the standards applicable to financial audits contained in *Government Auditing Standards*, issued by the Comptroller General of the United States; and applicable sections of *Title 2 U.S. Code of Federal Regulations Part 200, Uniform Administrative Requirements, Cost Principles, and Audit Requirements for Federal Awards* (Uniform Guidance), as described in the *Audit Manual for Governmental Auditors in North Carolina*, and the State Single Audit Implementation Act. Those standards, OMB Uniform Guidance, and the State Single Audit Implementation Act require that I plan and perform the audit to obtain reasonable assurance about whether noncompliance with the types of compliance requirements referred to above that could have a direct and material effect on a major State program occurred. An audit includes examining, on a test basis, evidence about the City of Roanoke Rapids, North Carolina's compliance with those requirements and performing such other procedures, as I considered necessary in the circumstances.

I believe that my audit provides a reasonable basis for my opinion on compliance for each major State program. However, my audit does not provide a legal determination of the City of Roanoke Rapids, North Carolina's compliance.

#### Opinion on Each Major State Program

In my opinion, the City of Roanoke Rapids, North Carolina complied, in all material respects, with the types of compliance requirements referred to above that could have a direct and material effect on each of its major State programs for the year ended June 30, 2020.

#### Report on Internal Control over Compliance

Management of the City of Roanoke Rapids, North Carolina is responsible for establishing and maintaining effective internal control over compliance with the types of requirements referred to above. In planning and performing my audit of compliance, I considered the City of Roanoke Rapids, North Carolina's internal control over compliance with the types of requirements that could have a direct and material effect on a major State program to determine the auditing procedures that are appropriate in the circumstances for the purpose of expressing my opinion on compliance for each major State program and to test and report on internal control over compliance in accordance with OMB Uniform Guidance but not for the purpose of expressing an opinion on the effectiveness the City's internal control over compliance. Accordingly, I do not express an opinion on the effectiveness of the City's internal control over compliance.

A deficiency in internal control over compliance exists when the design or operation of a control does not allow management or employees, in the normal course of performing their assigned functions, to prevent or detect and correct noncompliance with a type of compliance requirement of a State program on a timely basis. A material weakness in internal control over compliance is a deficiency, or a combination of deficiencies in internal control over compliance, such that there is a reasonable possibility that material noncompliance with a type of compliance requirement of a State program will not be prevented or detected and corrected, on a timely basis. A significant deficiency in internal control over compliance is a deficiency, or combination of deficiencies, in internal control over compliance with a type of compliance requirement of a State program that is less severe than a material weakness in internal control over compliance, yet important enough to merit attention by those charged with governance.

My consideration of internal control over compliance was for the limited purpose described in the first paragraph of this section and was not designed to identify all deficiencies in the internal control over compliance that might be deficiencies or material weaknesses. I did not identify any deficiencies in internal control over compliance that I consider to be material weaknesses. However, material weaknesses may exist that have not been identified.

The purpose of this report on internal control over compliance is solely to describe the scope of my testing of internal control over compliance and the results of that testing based on the requirements of OMB Uniform Guidance. Accordingly, this report is not suitable for any other purpose.



Gregory T. Redman, CPA  
Tarboro, North Carolina  
December 1, 2020

**City of Roanoke Rapids, North Carolina  
Schedule of Findings and Questioned Costs  
For the Year Ended June 30, 2020**

---

Section I – Summary of Auditor’s Results

---

Financial Statements

Type of auditor’s report issued: Unmodified

Internal control over financial reporting:

- Material weakness(es) identified? \_\_\_\_\_yes      X  no
- Significant deficiency(ies) identified that are not considered to be material weaknesses \_\_\_\_\_yes      X  none reported
- Noncompliance material to financial statements noted \_\_\_\_\_yes      X  no

State Awards

Internal control over major State programs:

- Material weakness(es) identified? \_\_\_\_\_yes      X  no
- Significant deficiency(ies) identified that are not considered to be material weaknesses \_\_\_\_\_yes      X  none reported
- Noncompliance material to financial statements noted \_\_\_\_\_yes      X  no

Type of auditor’s report issued on compliance for major State programs: Unmodified.

Any audit findings disclosed that are required to be reported in accordance with the State Single Audit Implementation Act \_\_\_\_\_yes      X  no

Identification of major State programs:

<u>Program Name</u>	<u>CFDA #</u>
Powell Bill Funds	N/A

**City of Roanoke Rapids, North Carolina  
Schedule of Findings and Questioned Costs  
For the Year Ended June 30, 2020**

---

Section II – Financial Statement Findings

---

None Reported

---

Section III – State Award Findings and Questioned Costs

---

None Reported



**City of Roanoke Rapids, North Carolina  
Corrective Action Plan  
For the Year Ended June 30, 2020**

---

Section II – Financial Statement Findings

---

None Reported

---

Section III – State Award Findings and Questioned Costs

---

None Reported

**City of Roanoke Rapids, North Carolina  
Summary Schedule of Prior Year Audit Findings  
For the Year Ended June 30, 2020**

None Reported

**City of Roanoke Rapids, North Carolina**  
**Schedule of Expenditures of Federal and State Awards**  
**June 30, 2020**

<b>Grantor/Pass-Through Grantor Program Title</b>	<b>Federal CFDA Number</b>	<b>Federal Expenditures</b>	<b>State Expenditures</b>
<b>FEDERAL GRANTS:</b>			
<b>U.S. Department of Health and Human Services</b>			
Passed-through N.C. Department of Health and Human Services:			
Access:			
90 % State Funds	N/A	\$ -	\$ 3,254
Special Programs for the Aging, Title III-B	93.044	7,439	438
Total		\$ 7,439	\$ 3,692
In-Home Services:			
HCCBG - In-home/Supp Svc	N/A	\$ -	\$ 15,185
Social Services Block Grant	93.667	1,747	50
Special Programs for the Aging, Title III-B	93.044	3,126	184
Total		\$ 4,873	\$ 15,419
<b>U.S. Department of the Treasury</b>			
Passed-through Halifax County:			
Coronavirus Relief Fund	21.019	\$ 342,100	\$ -
<b>STATE GRANTS:</b>			
<b>N.C. Department of Transportation</b>			
Powell Bill	N/A	\$ -	\$ 431,082
<b>N.C. Department of Natural and Cultural Resources:</b>			
Aid to Public Libraries	N/A	\$ -	\$ 13,315
Parks and Recreation Trust Fund	N/A	-	58,748
Total		\$ -	\$ 72,063
<b>N.C. Department of Health and Human Services:</b>			
Senior Center General Purpose	N/A	\$ -	\$ 10,573
Total		\$ -	\$ 10,573
<b>Total Assistance</b>		\$ 354,412	\$ 532,829

Note 1:

The accompanying schedule of expenditures of federal and State awards (SEFSA) includes the federal and State grant activity of the City of Roanoke Rapids under the programs of the federal government and the State of North Carolina for the year ended June 30, 2020. The information in this SEFSA is presented in accordance with the requirements of Title 2 U.S. Code of Federal Regulations Part 200, Uniform Administrative Requirements, Cost Principles, and Audit Requirements for Federal Awards and State Single Audit Implementation Act. Because the schedule presents only a selected portion of the operation of the City of Roanoke Rapids, it is not intended to and does not present the financial position, changes in net position or cash flows of the City of Roanoke Rapids.

Note 2:

Expenditures reported in the SEFSA are reported on the modified accrual basis of accounting. Such expenditures are recognized following the cost principles contained in Uniform Guidance, wherein certain types of expenditures are not allowable or are limited as to reimbursement.